


**INTERIOR SIGNAGE STANDARDS
FOR INDIANA UNIVERSITY CONSTRUCTION PROJECTS**



PREPARED BY:

UNIVERSITY ARCHITECT'S OFFICE
1800 NORTH RANGE ROAD
BLOOMINGTON, INDIANA 47408-9650

Revised MAY 19, 2010

SECTION 10400 – INTERIOR SIGNAGE

PART 1 - GENERAL

1.1 SUMMARY

- A. This Section includes the following panel signs:
1. IU sign type A to G and K to P.
 2. IU sign type H1 to H3 and J.

1.2 DEFINITIONS

A. **ADA-ABA Accessibility Guidelines:** U.S. Architectural & Transportation Barriers Compliance Board's "Americans with Disabilities Act (ADA) Accessibility Guidelines for Buildings and Facilities; Architectural Barriers Act (ABA) Accessibility Guidelines."

1.2 LEED REQUIREMENTS

A. Work performed and materials provided under this Section shall comply with Division 1 Sections and LEED credit goals established for project.

1.3 SUBMITTALS

A. **General:** Submit the following in accordance with Conditions of the Contract and Division 1 Specification Sections.

B. **Product Data:** For each type of product indicated, include construction details relative to materials, dimensions of individual components, profiles, and finishes for each type of sign.

C. **LEED Submittal Requirements:** Provide the following which represents some of the submittal requirements. Please refer to Division 1 for additional requirements.

1. **Construction Waste Management Credits MR 2.1 and 2.2:** Comply with Construction Waste Management Program. Provide documentation for waste and excess materials taken off site.

a. Comply with construction waste management procedures as indicated in Sections 01505 "Construction Waste Management" to achieve LEED Project goals.

2. **Materials and Resources – Credits MR 4.1, MR 4.2, MR 5.1, and MR 5.2:** Provide the following, either on schedule of values material cost breakdown or by separate written documentation:

a. Statement indicating material costs for each product. Information may be included on schedule of values material cost breakdown or by separate written documentation.

b. **Credits MR 4.1 and MR 4.2:** Product Data or manufacturer's statement indicating percentages by weight of post-consumer and post-industrial recycled content. Provide separate totals for post-consumer and post-industrial recycled content.

c. **Credit MR 5.1:** Address and phone number of location of manufacturer for each product.

d. **Credit MR 5.2:** Manufacturer's statement indicating the locations where the base materials of each product were extracted, mined, quarried, harvested, etc.

3. Low-Emitting Materials –

- a. Credit EQ 4.1: Manufacturers' product data for sealants, adhesives, and primers including printed statement of VOC content.

C. Shop Drawings: Show fabrication and installation details for signs.

- 1. Show sign mounting heights, locations of supplementary supports to be provided by others, and accessories.
- 2. Provide message list, typestyles, graphic elements, including tactile characters and Braille, and layout for each sign.
- 3. Wiring Diagram: Power, signal, and control wiring.

1.4 QUALITY ASSURANCE

A. Single Source Responsibility: For each sign type indicated from one source from a single manufacturer.

B. Regulatory Requirements: Comply with applicable provisions in ADA-ABA Accessibility Guidelines and ICC/ANSI A117.1.

C. Product Options: Drawings and Specifications indicate size, profiles, and dimensional requirements of panel signs and are based on the specific type indicated. Signs by other manufacturers may be considered provided that deviations in dimensions and profiles are minor and do not change the design concept as judged solely by the University Architect's Office. Burden of proof of equality is on the proposer.

1.5 COORDINATION

A. Coordinate placement of anchorage devices with templates for installing signs.

1.6 DELIVERY, STORAGE & HANDLING

A. Deliver components correctly packed to prevent damage.

B. Store in secure areas, out of weather and protected from work of other trades.

1.7 WARRANTY

A. Provide Manufacturer's standard two year limited warranty covering manufacturing defects.

PART 2 – PRODUCTS

2.1 MANUFACTURERS

A. **Manufacturers:** Subject to compliance with requirements, provide products by one of the following:

1. Panel Signs:

- a. ASI-Modulex, Inc.– 2017 W. 18th Street, Indianapolis, IN 46202
- b. Essential Architectural Signs, Inc. – 6464 Rucker Road, Indianapolis, IN 46220
- c. MD Designs - 15372 Mystic Rock Drive, Carmel, IN 46033
- d. Sign Solutions – 505 West Commerce Parkway Drive, Greenwood, IN 46143

2.2 MATERIALS

A. Panel Signs:

1. Plaque Material for Signs A to G and K to P: Monolithic, stratified, polyimide resin.
2. Plaque Material for Signs H1 to H3 and J: 1.020 inch thick Lexan.
3. Laminating Base: 0.010 inch polyester laminated to 1/8 inch thick acrylic.
4. Fastener for Signs A to G and K to P, and Signs H1 to H3 and J: .030" thick double face tape

2.3 PANEL SIGNS

A. **Sign Types A to G and K to P:** Manufacturer's standard monolithic tactile plaque sign construction meeting accessibility requirement and as indicated for materials, thickness, finish, colors, design, shapes, sizes, and details of construction.

1. Type: Unframed.
2. Fabrication Tolerance: Plus or minus 1/16 inch.
3. Plaque Color: White.

B. **Sign Types H1 to H3 and J:** Manufacturer's standard monolithic plaque sign construction meeting accessibility requirement and as indicated for materials, thickness, finish, colors, design, shapes, sizes, and details of construction.

1. Type: Unframed
2. Edge Condition: Straight edges, free from saw marks or other imperfections.
3. Corners: ½ inch radius, unless otherwise indicated.
4. Fabrication Tolerances: Plus or minus 1/16 inch.
5. Plaque Color: ADA Blue.

C. **Graphics:** Precisely formed, uniformly opaque graphics to comply with accessibility requirements indicated for size, spacing, content, position, and colors. Graphic is subsurface applied by the ASP Process onto a vinyl plastic face prior to the application of the background color and adhesive. Body copy to be Helvetica Medium, upper and lower case, sized as proposed on standard. Body copy shall be color as indicated.

1. **Text:** Helvetica Medium, upper and lower case, sized as indicated in Signage Schedule. Text shall be accompanied by Grade 2 Braille raised 1/32 inch (0.8 mm) above surface with contrasting colors where indicated. Translation of sign copy shall be the responsibility of the manufacturer.

2. **Color:** As indicated in Signage Schedule.

3. **Room Numbers:** Assigned by Indiana University Bureau of Facilities, Programming, and Utilization.

4. **Surface Finish:** Matte.

5. **Pictograms:** Pictograms are to be raised 1/32" above surrounding surfaces. Where required, pictograms will be placed within an area 6" in height in which no other information will be displayed. All symbols and pictograms shown in drawings are for reference only and shall be reproduced from AIGA/DOT Symbols Signs book or electronic file published by AIGA.

2.4 FINISHES, GENERAL

A. Protect mechanical finishes on exposed surfaces from damage by applying a strippable, temporary protective covering before shipping.

B. **Appearance of Finished Work:** Variations in appearance of abutting or adjacent pieces are acceptable if they are within one-half of the range of approved Samples. Noticeable variations in the same piece are not acceptable. Variations in appearance of other components are acceptable if they are within the range of approved Samples and are assembled or installed to minimize contrast.

2.5 ACRYLIC SHEET FINISHES

A. **Colored Coatings for Acrylic Sheet:** For copy and background colors, provide colored coatings, including inks, dyes, and paints, that are recommended by acrylic manufacturers for optimum adherence to acrylic surface and that are UV and water resistant for three years for application intended.

PART 3 – EXECUTION

3.1 EXAMINATION

A. Examine substrates, areas, and conditions, with Installer present, for compliance with requirements for installation tolerances and other conditions affecting performance of work.

B. Proceed with installation only after unsatisfactory conditions have been corrected.

3.2 INSTALLATION

A. Locate signs and accessories according to accessibility requirements indicated, following IU standards and using mounting methods of types described and complying with manufacturer's written instructions.

1. Install signs level, plumb, and at heights indicated, with sign surfaces free of distortion and other defects in appearance.

B. **Wall-Mounted Signs:** Install panel signs with 0.030-inch thick double face tape manufactured for the specific purpose of permanently mounting signage.

1. Single Door Application: 2-inch offset from lever side of door.

2. Double Door and Sidelight Applications: 2-inch offset from frame in right hand door of pair.

3. Mounting Height: 61 inches above finish floor to top edge of sign. Signs in entire project shall be mounted at same height throughout.

C. **Glass-Mounted Signs:** Provide matching opaque plate on opposite side of glass to conceal mounting materials.

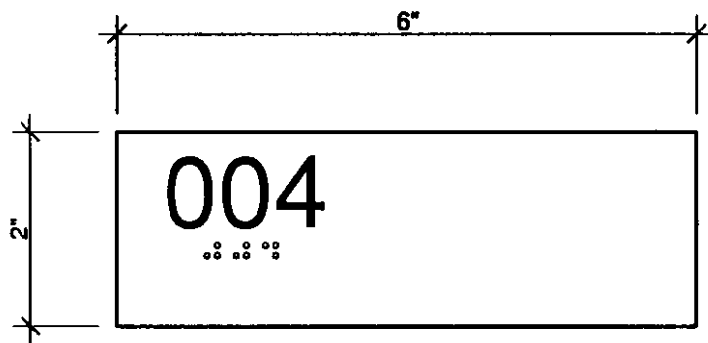
3.3 CLEANING AND PROTECTION

A. After installation, clean soiled sign surfaces according to manufacturer's written instructions. Protect signs from damage until acceptance by Owner.

3.4 SIGNAGE SCHEDULE

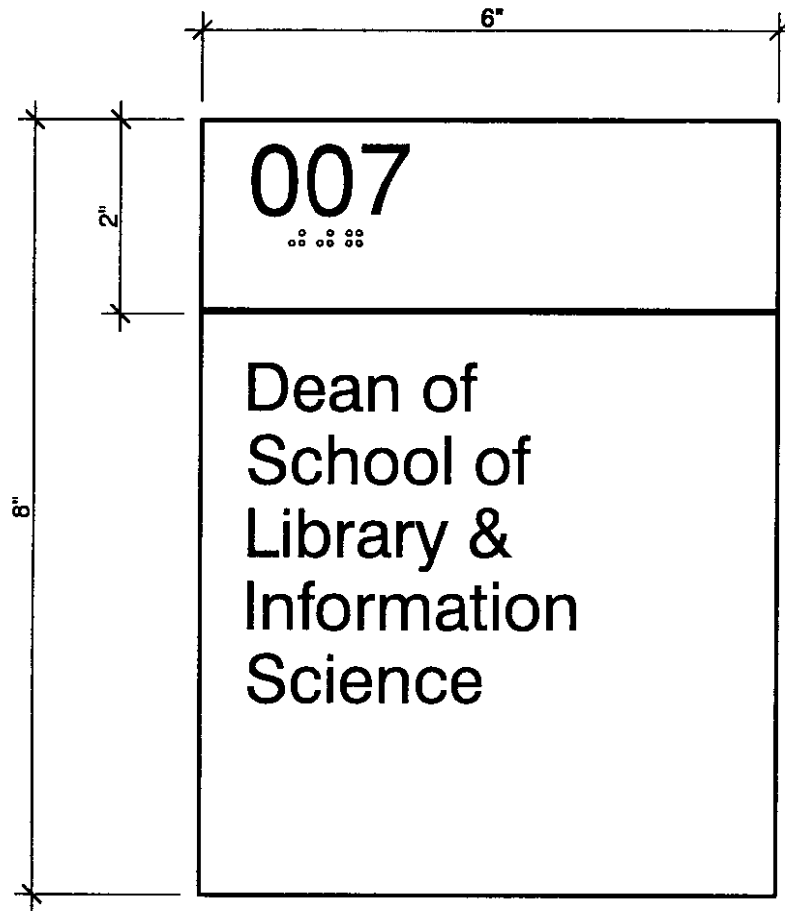
A. All Signage projects are to have a Signage Schedule and Signage Location Plans.

END OF SECTION



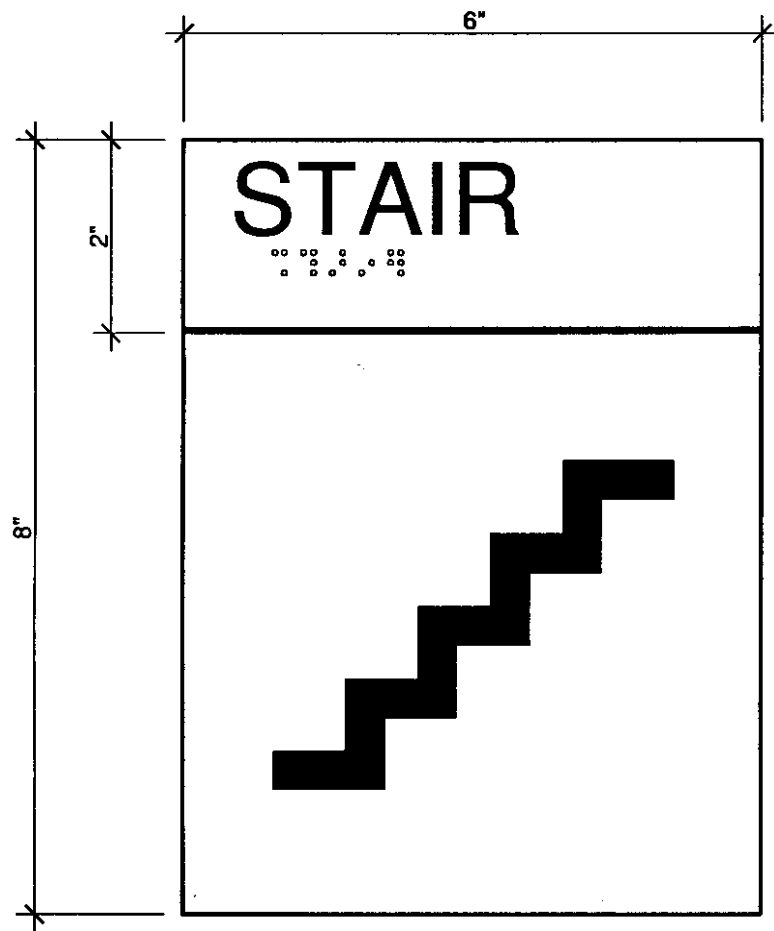
TYPE A

SIGN FACE TO BE WHITE MATTE POLYIMID RESIN ON 0.010" THICK POLYESTER CARRIER. FACE AND CARRIER LAMINATED TO 1/8" THICK BLACK ACRYLIC PLATE. ROOM NUMBER TEXT TO BE BLACK HELVETICA MEDIUM UPPER CASE, 3/4" HIGH WITH 1/32" RAISED GRADE 2 BRAILLE BELOW. SIGNAGE TO BE MOUNTED WITH 0.030" THICK DOUBLE FACE TAPE, AND INSTALLED AT 5'-1" A.F.F. TO TOP AND 2" OFF OUTSIDE EDGE OF JAMB TO NEAREST EDGE.



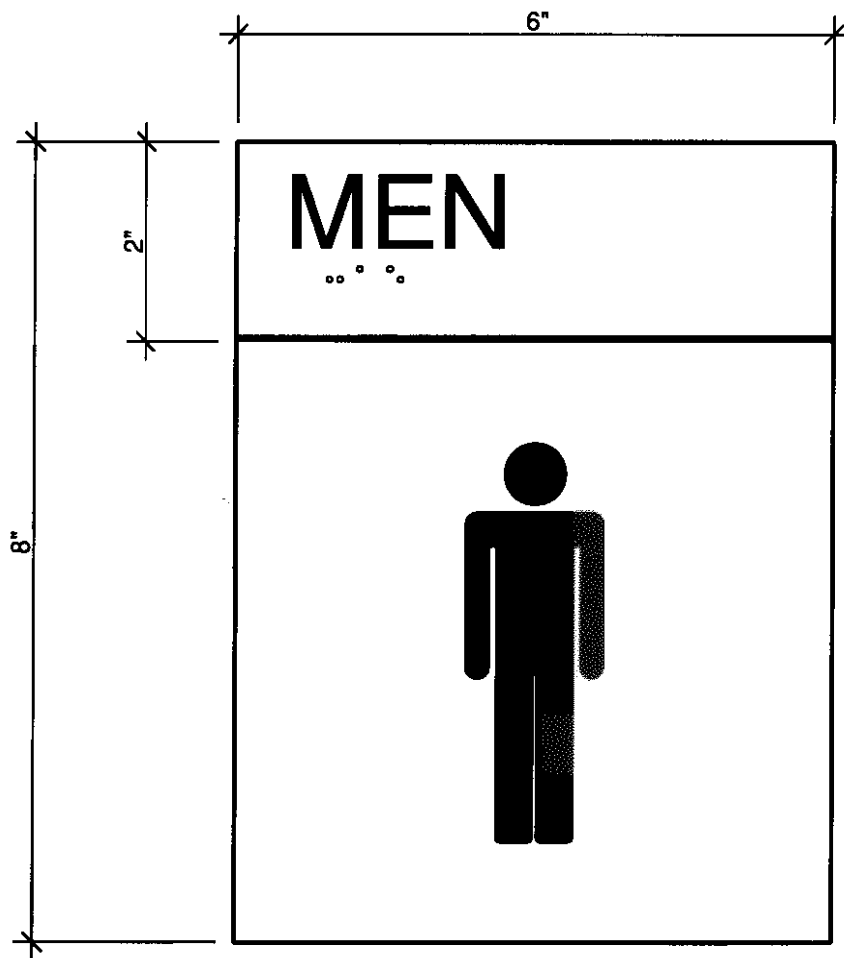
TYPE B

SIGN FACE TO BE WHITE MATTE
POLYIMID RESIN ON 0.010" THICK
POLYESTER CARRIER. FACE AND
CARRIER LAMINATED TO 1/8" THICK
BLACK ACRYLIC PLATE. ROOM
NUMBER TEXT TO BE BLACK
HELVETICA MEDIUM UPPER CASE, 3/4"
HIGH WITH 1/32" RAISED GRADE 2
BRAILLE BELOW. SIGNAGE TO BE
MOUNTED WITH 0.030" THICK DOUBLE
FACE TAPE, AND INSTALLED AT 5'-1"
A.F.F. TO TOP AND 2" OFF OUTSIDE
EDGE OF JAMB TO NEAREST EDGE.



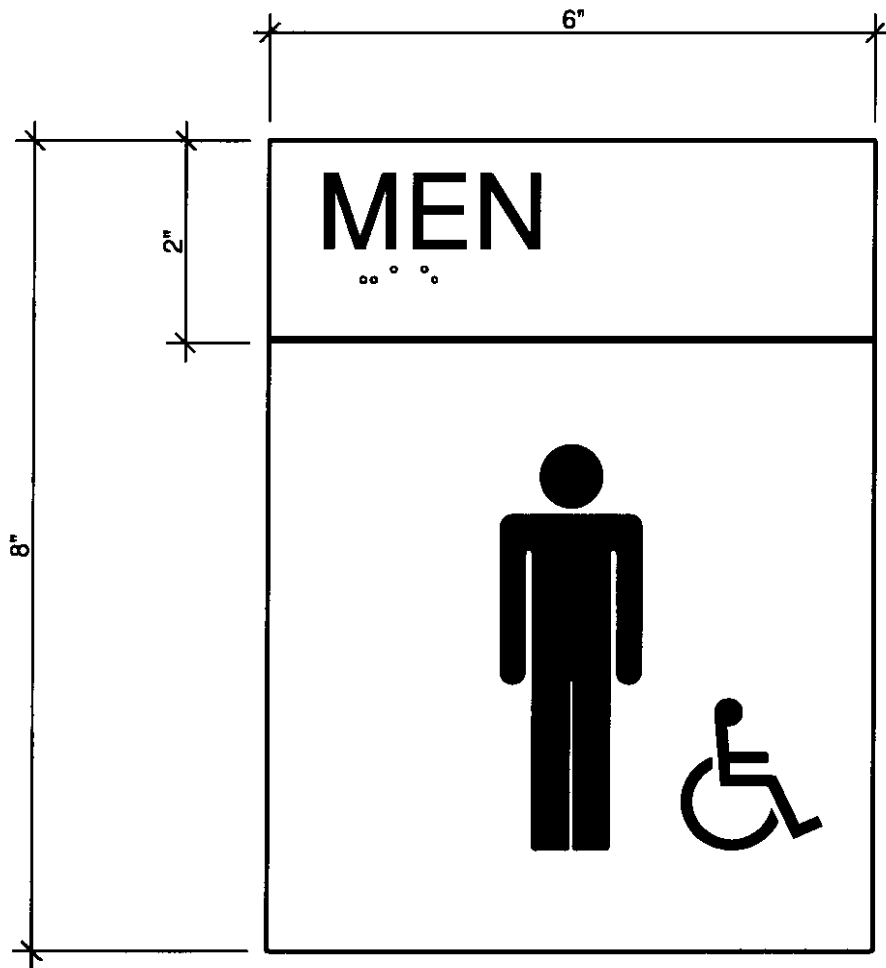
TYPE B1

SIGN FACE TO BE WHITE MATTE POLYIMID RESIN ON 0.010" THICK POLYESTER CARRIER. FACE AND CARRIER LAMINATED TO 1/8" THICK BLACK ACRYLIC PLATE. ROOM NUMBER TEXT TO BE BLACK HELVETICA MEDIUM UPPER CASE, 3/4" HIGH WITH 1/32" RAISED GRADE 2 BRAILLE BELOW. PROVIDE 1/16" BLACK REVEAL BETWEEN ROOM NUMBER AND TEXT BODY. SIGNAGE TO BE MOUNTED WITH 0.030" THICK DOUBLE FACE TAPE, AND INSTALLED AT 5'-1" A.F.F. TO TOP AND 2" OFF OUTSIDE EDGE OF JAMB TO NEAREST EDGE.



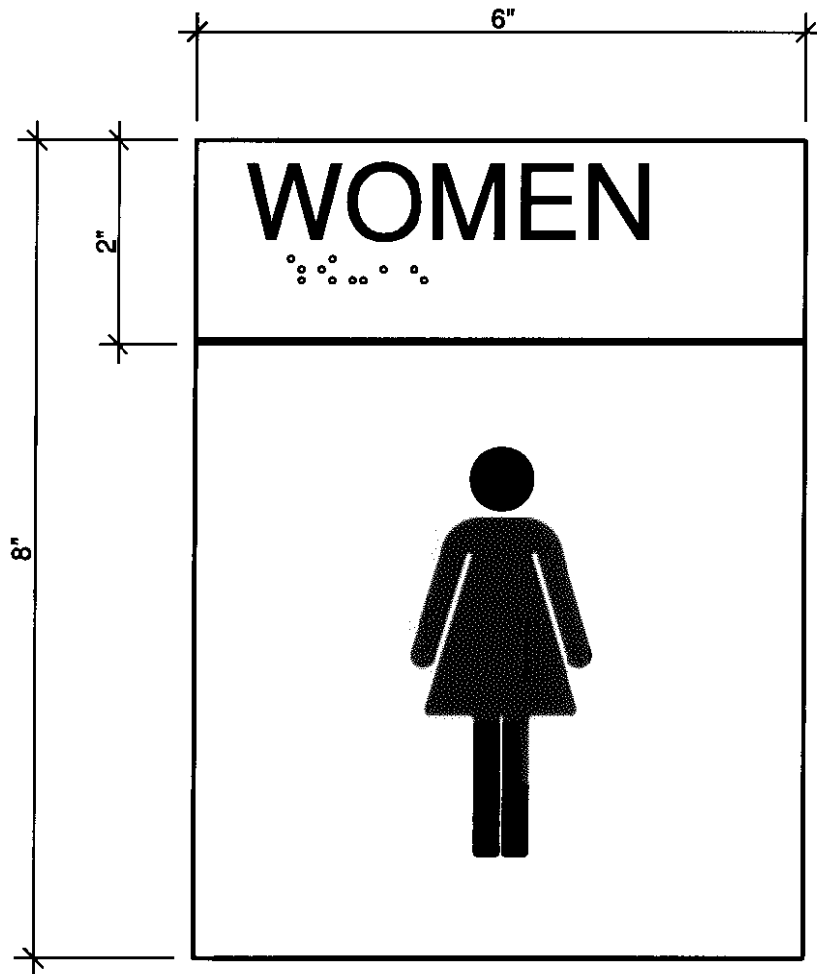
TYPE C1

SIGN FACE TO BE WHITE MATTE POLYIMID RESIN ON 0.010" THICK POLYESTER CARRIER. FACE AND CARRIER LAMINATED TO 1/8" THICK BLACK ACRYLIC PLATE. ROOM NUMBER TEXT TO BE BLACK HELVETICA MEDIUM UPPER CASE, 3/4" HIGH WITH 1/32" RAISED GRADE 2 BRAILLE BELOW. PROVIDE 1/16" BLACK REVEAL BETWEEN ROOM NUMBER AND TEXT BODY. SIGNAGE TO BE MOUNTED WITH 0.030" THICK DOUBLE FACE TAPE, AND INSTALLED AT 5'-1" A.F.F. TO TOP AND 2" OFF OUTSIDE EDGE OF JAMB TO NEAREST EDGE.



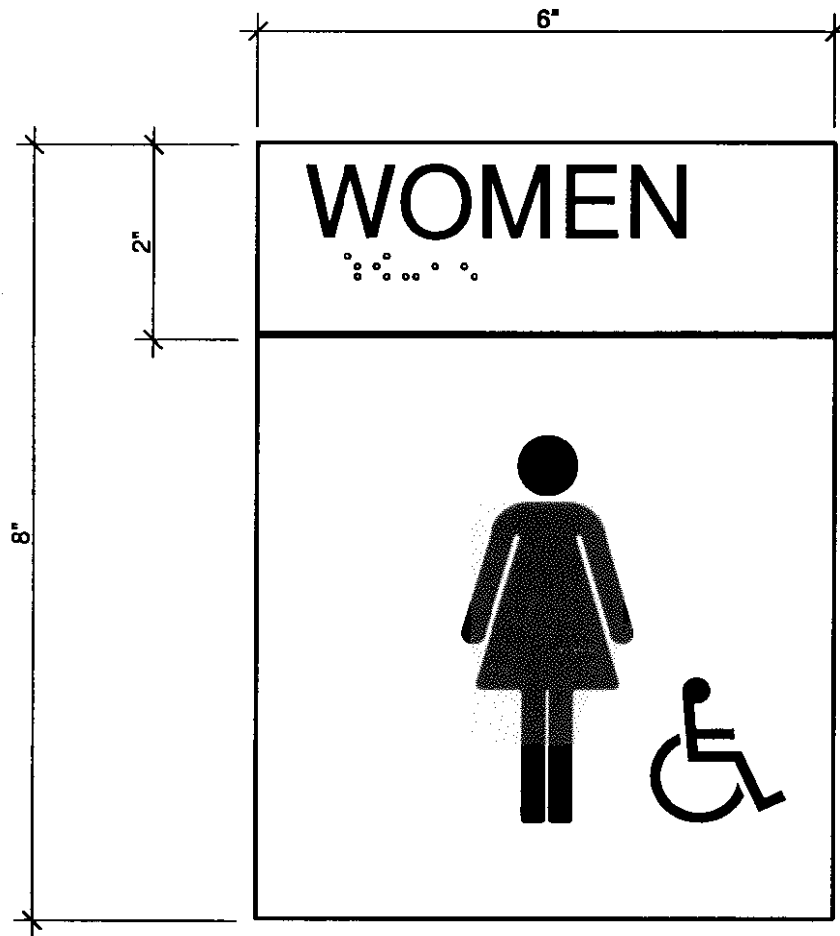
TYPE C2

SIGN FACE TO BE WHITE MATTE POLYIMID RESIN ON 0.010" THICK POLYESTER CARRIER. FACE AND CARRIER LAMINATED TO 1/8" THICK BLACK ACRYLIC PLATE. ROOM NUMBER TEXT TO BE BLACK HELVETICA MEDIUM UPPER CASE, 3/4" HIGH WITH 1/32" RAISED GRADE 2 BRAILLE BELOW. PROVIDE 1/16" BLACK REVEAL BETWEEN ROOM NUMBER AND TEXT BODY. SIGNAGE TO BE MOUNTED WITH 0.030" THICK DOUBLE FACE TAPE, AND INSTALLED AT 5'-1" A.F.F. TO TOP AND 2" OFF OUTSIDE EDGE OF JAMB TO NEAREST EDGE.



TYPE C3

SIGN FACE TO BE WHITE MATTE POLYIMID RESIN ON 0.010" THICK POLYESTER CARRIER. FACE AND CARRIER LAMINATED TO 1/8" THICK BLACK ACRYLIC PLATE. ROOM NUMBER TEXT TO BE BLACK HELVETICA MEDIUM UPPER CASE, 3/4" HIGH WITH 1/32" RAISED GRADE 2 BRAILLE BELOW. PROVIDE 1/16" BLACK REVEAL BETWEEN ROOM NUMBER AND TEXT BODY. SIGNAGE TO BE MOUNTED WITH 0.030" THICK DOUBLE FACE TAPE, AND INSTALLED AT 5'-1" A.F.F. TO TOP AND 2" OFF OUTSIDE EDGE OF JAMB TO NEAREST EDGE.



TYPE C4

SIGN FACE TO BE WHITE MATTE POLYIMID RESIN ON 0.010" THICK POLYESTER CARRIER. FACE AND CARRIER LAMINATED TO 1/8" THICK BLACK ACRYLIC PLATE. ROOM NUMBER TEXT TO BE BLACK HELVETICA MEDIUM UPPER CASE, 3/4" HIGH WITH 1/32" RAISED GRADE 2 BRAILLE BELOW. PROVIDE 1/16" BLACK REVEAL BETWEEN ROOM NUMBER AND TEXT BODY. SIGNAGE TO BE MOUNTED WITH 0.030" THICK DOUBLE FACE TAPE, AND INSTALLED AT 5'-1" A.F.F. TO TOP AND 2" OFF OUTSIDE EDGE OF JAMB TO NEAREST EDGE.



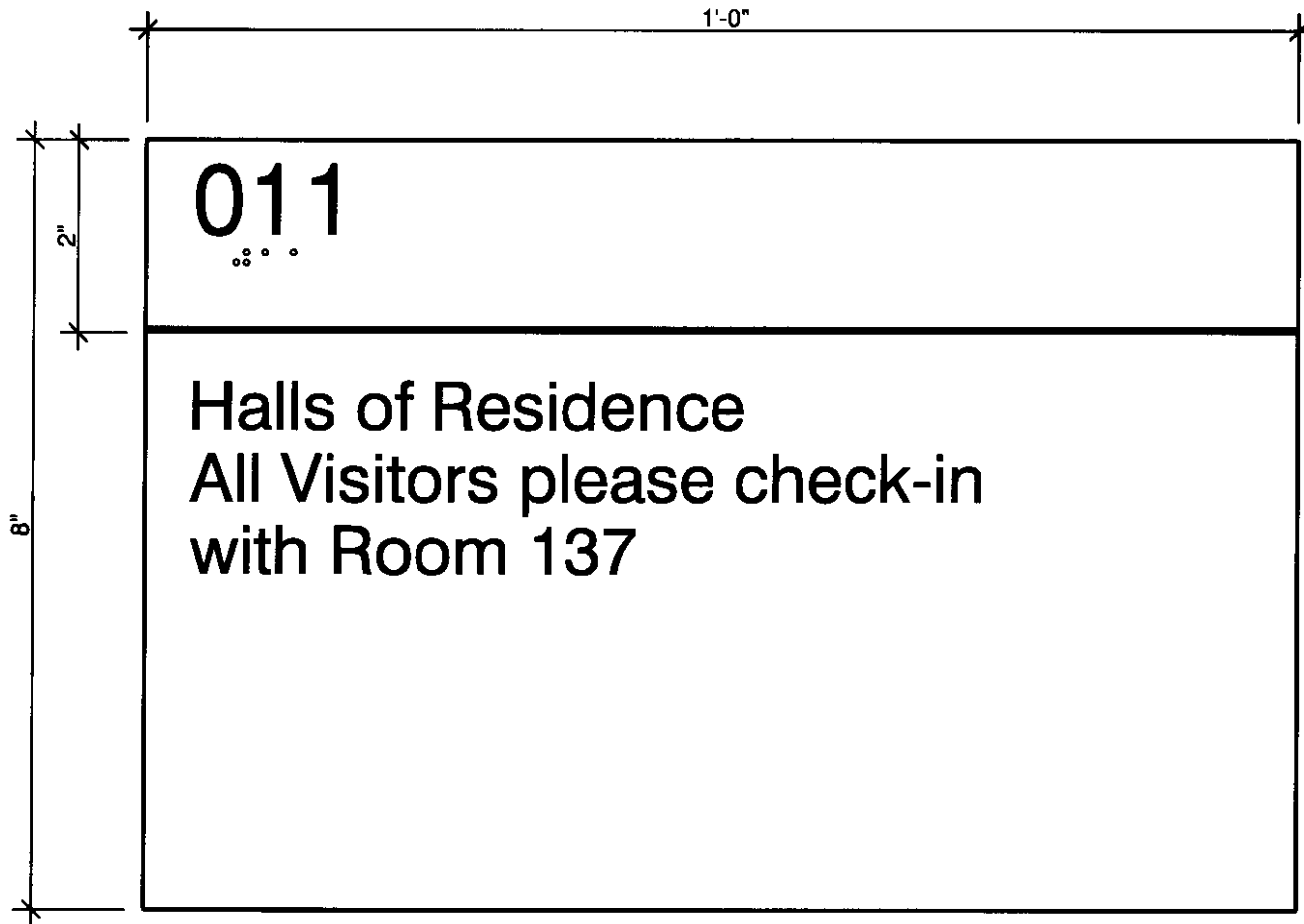
TYPE C5

SIGN FACE TO BE WHITE MATTE POLYIMID RESIN ON 0.010" THICK POLYESTER CARRIER. FACE AND CARRIER LAMINATED TO 1/8" THICK BLACK ACRYLIC PLATE. ROOM NUMBER TEXT TO BE BLACK HELVETICA MEDIUM UPPER CASE, 3/4" HIGH WITH 1/32" RAISED GRADE 2 BRAILLE BELOW. PROVIDE 1/16" BLACK REVEAL BETWEEN ROOM NUMBER AND TEXT BODY. SIGNAGE TO BE MOUNTED WITH 0.030" THICK DOUBLE FACE TAPE, AND INSTALLED AT 5'-1" A.F.F. TO TOP AND 2" OFF OUTSIDE EDGE OF JAMB TO NEAREST EDGE.



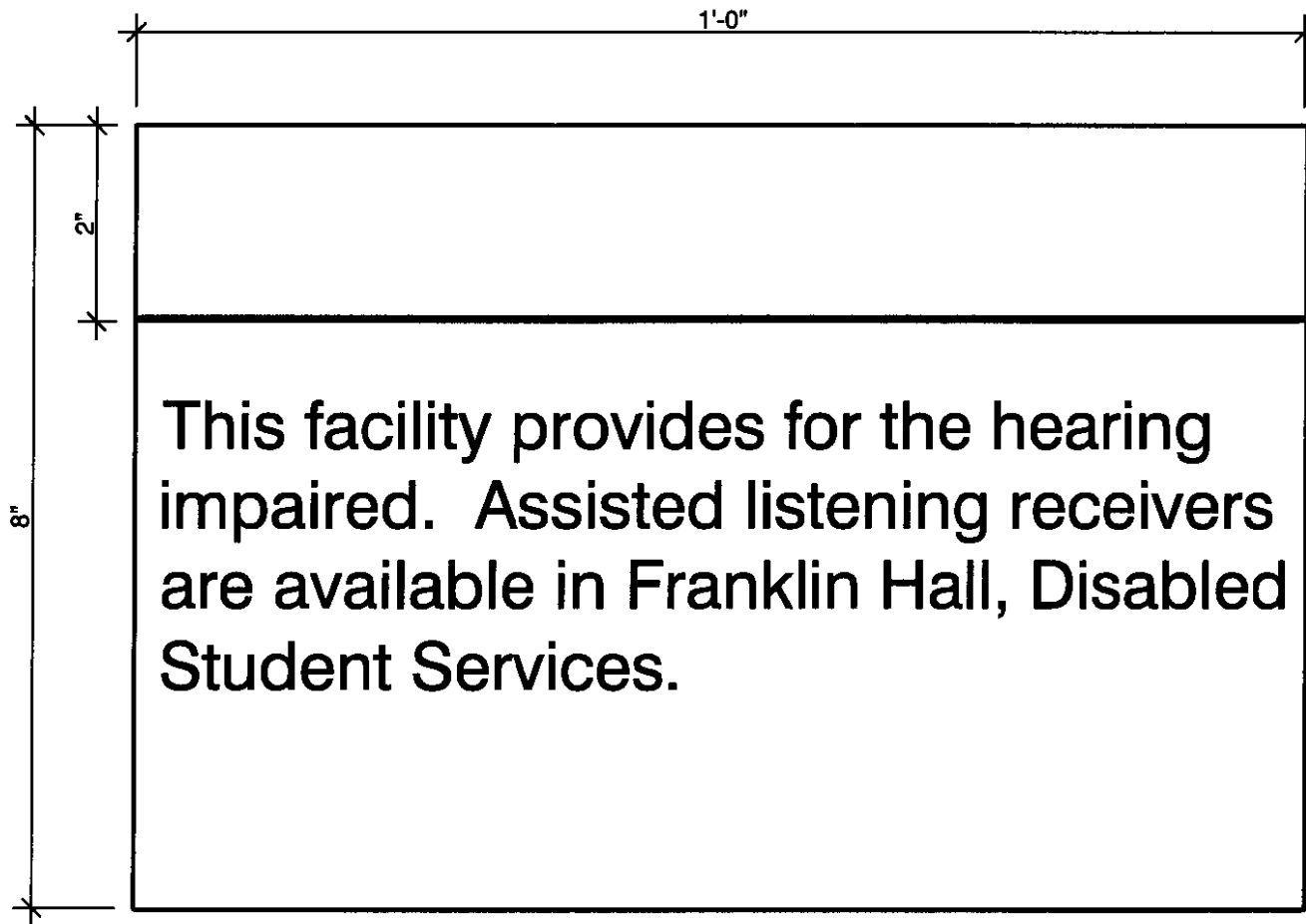
TYPE C6

SIGN FACE TO BE WHITE MATTE POLYIMID RESIN ON 0.010" THICK POLYESTER CARRIER. FACE AND CARRIER LAMINATED TO 1/8" THICK BLACK ACRYLIC PLATE. ROOM NUMBER TEXT TO BE BLACK HELVETICA MEDIUM UPPER CASE, 3/4" HIGH WITH 1/32" RAISED GRADE 2 BRAILLE BELOW. PROVIDE 1/16" BLACK REVEAL BETWEEN ROOM NUMBER AND TEXT BODY. SIGNAGE TO BE MOUNTED WITH 0.030" THICK DOUBLE FACE TAPE, AND INSTALLED AT 5'-1" A.F.F. TO TOP AND 2" OFF OUTSIDE EDGE OF JAMB TO NEAREST EDGE.



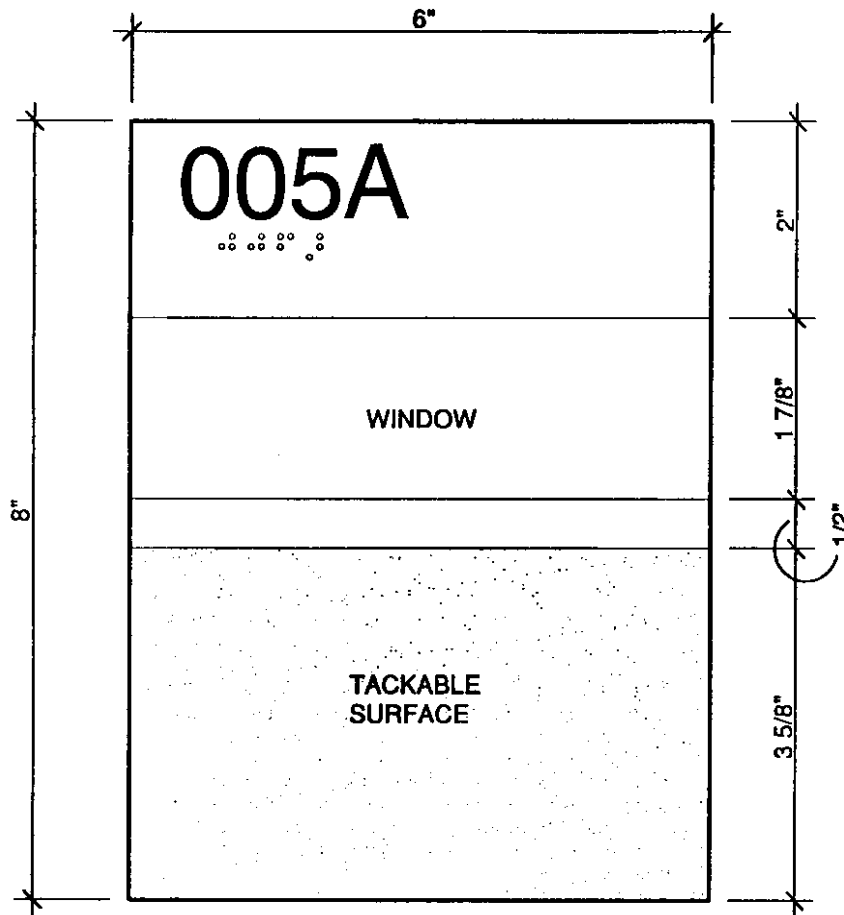
TYPE D

SIGN FACE TO BE WHITE MATTE POLYIMID RESIN ON 0.010" THICK POLYESTER CARRIER. FACE AND CARRIER LAMINATED TO 1/8" THICK BLACK ACRYLIC PLATE. ROOM NUMBER TEXT TO BE BLACK HELVETICA MEDIUM UPPER CASE, 1/2" HIGH WITH 1/32" RAISED GRADE 2 BRAILLE BELOW. PROVIDE 1/16" BLACK REVEAL BETWEEN ROOM NUMBER AND TEXT BODY. SIGNAGE TO BE MOUNTED WITH 0.030" THICK DOUBLE FACE TAPE, AND INSTALLED AT 5'-1" A.F.F. TO TOP AND 2" OFF OUTSIDE EDGE OF JAMB TO NEAREST EDGE.



TYPE D1

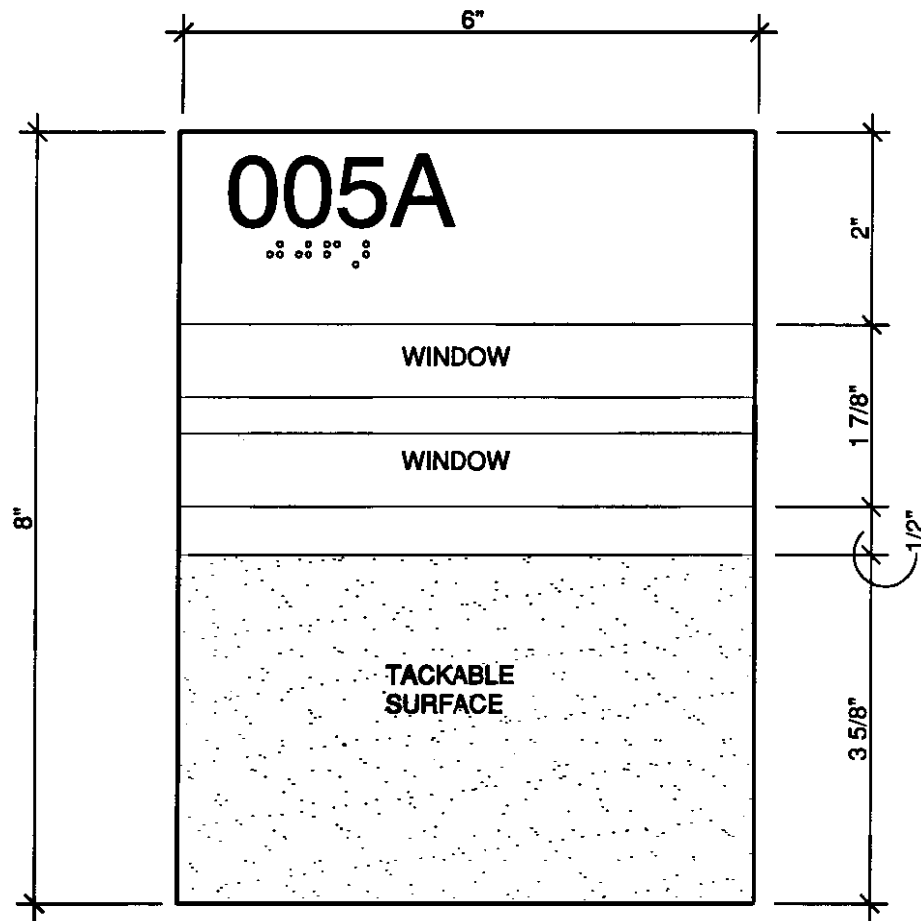
SIGN FACE TO BE WHITE MATTE POLYIMID RESIN ON 0.010" THICK POLYESTER CARRIER. FACE AND CARRIER LAMINATED TO 1/8" THICK BLACK ACRYLIC PLATE. ROOM NUMBER TEXT TO BE BLACK HELVETICA MEDIUM UPPER CASE, 3/4" HIGH WITH 1/32" RAISED GRADE 2 BRAILLE BELOW. PROVIDE 1/16" BLACK REVEAL BETWEEN ROOM NUMBER AND TEXT BODY. SIGNAGE TO BE MOUNTED WITH 0.030" THICK DOUBLE FACE TAPE, AND INSTALLED AT 5'-1" A.F.F. TO TOP AND 2" OFF OUTSIDE EDGE OF JAMB TO NEAREST EDGE.



TYPE E

SIGN HEADER TO BE .010" THICK POLYESTER LAMINATED TO CLEAR ACRYLIC WITH .125 SPACER. TACKABLE SURFACE TO BE SELF HEALING CORK, COLOR DESERT SAND. CONTRACTORS OUTSIDE THE UNIVERSITY SHOULD SUBMIT CORK SAMPLE FOR APPROVAL TO THE UNIVERSITY ARCHITECTS OFFICE. BACKGROUND TO BE WHITE MATTE. GRAPHICS TO BE BLACK HELVETICA MEDIUM, 3/4" TEXT WITH 1/32" RAISED GRADE 2 BRAILLE.

SIGNAGE TO BE MOUNTED WITH 0.030" THICK DOUBLE FACE TAPE AND INSTALLED AT 5'-1" A.F.F. TO TOP AND 2" OFF OUTSIDE EDGE OF JAMB TO NEAREST EDGE.



TYPE E1

SIGN HEADER TO BE .010" THICK POLYESTER LAMINATED TO CLEAR ACRYLIC WITH .125 SPACER. TACKABLE SURFACE TO BE SELF HEALING CORK, COLOR DESERT SAND. CONTRACTORS OUTSIDE THE UNIVERSITY SHOULD SUBMIT CORK SAMPLE FOR APPROVAL TO THE UNIVERSITY ARCHITECTS OFFICE BACKGROUND TO BE WHITE MATTE. GRAPHICS TO BE BLACK HELVETICA MEDIUM, 3/4" TEXT WITH 1/32" RAISED GRADE 2 BRAILLE.

SIGNAGE TO BE MOUNTED WITH 0.030" THICK DOUBLE FACE TAPE AND INSTALLED AT 5'-1" A.F.F. TO TOP AND 2" OFF OUTSIDE EDGE OF JAMB TO NEAREST EDGE.

1'-0"

130
• • •
• • •

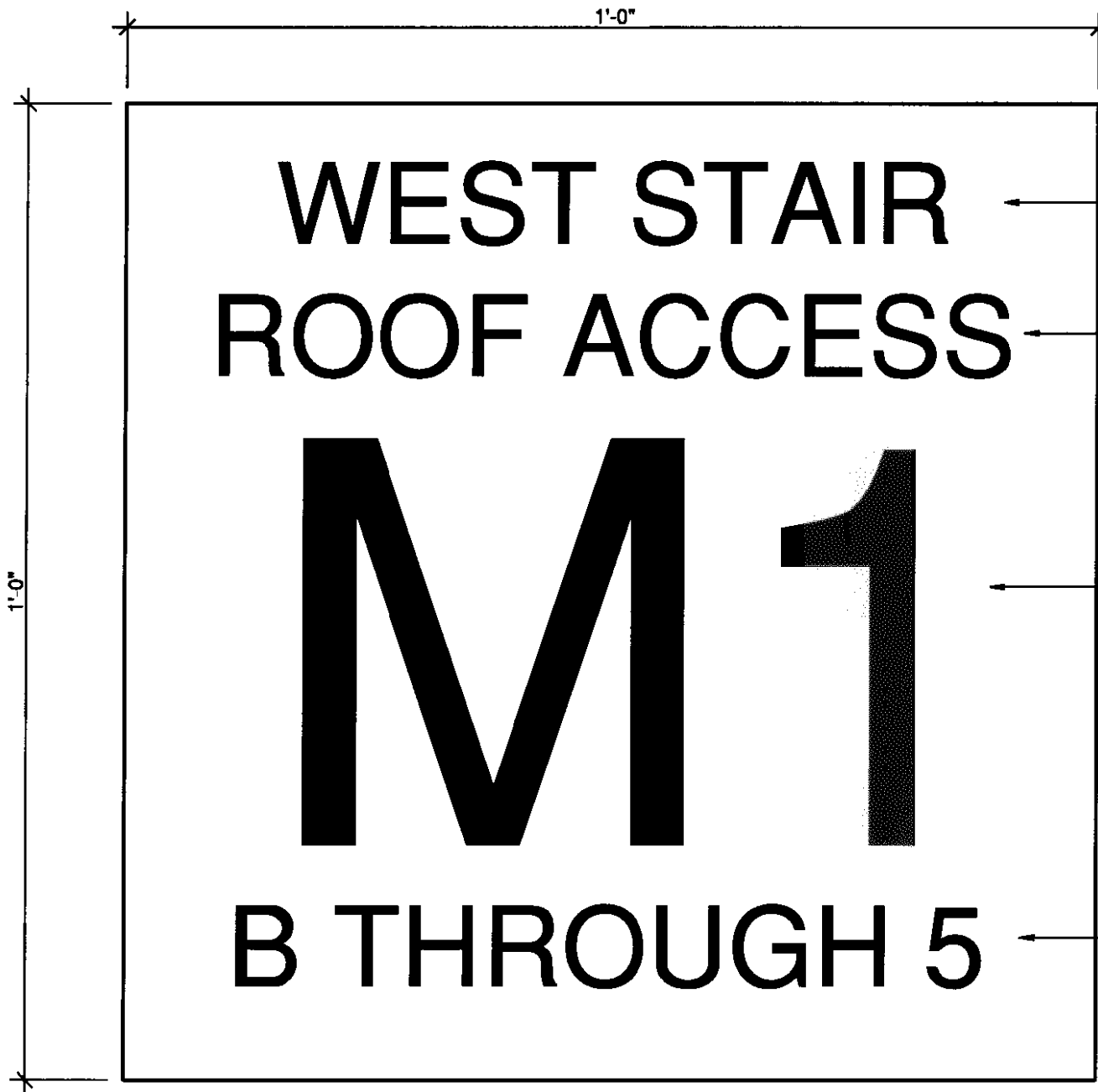
2"

Seating Capacity: 21
Maximum Occupancy: 21
No Smoking, Food, Or Drink

8"

TYPE F

SIGN FACE TO BE WHITE MATTE POLYIMID RESIN ON 0.010" THICK POLYESTER CARRIER. FACE AND CARRIER LAMINATED TO 1/8" THICK BLACK ACRYLIC PLATE. ROOM NUMBER TEXT TO BE BLACK HELVETICA MEDIUM UPPER CASE, 1/2" HIGH WITH 1/32" RAISED GRADE 2 BRAILLE BELOW. PROVIDE 1/16" BLACK REVEAL BETWEEN ROOM NUMBER AND TEXT BODY. SIGNAGE TO BE MOUNTED WITH 0.030" THICK DOUBLE FACE TAPE, AND INSTALLED AT 5'-1" A.F.F. TO TOP AND 2" OFF OUTSIDE EDGE OF JAMB TO NEAREST EDGE.



1'-0"

1'-0"

WEST STAIR
ROOF ACCESS

M1

B THROUGH 5

NOTE: All Text To Be Centered As Shown.

STAIR LOCATION: 1" LETTER
1/4" STROKE

UPPER TERMINUS: 1" LETTER
1/4" STROKE

NOTING ROOF ACCESS OR NO ROOF ACCESS

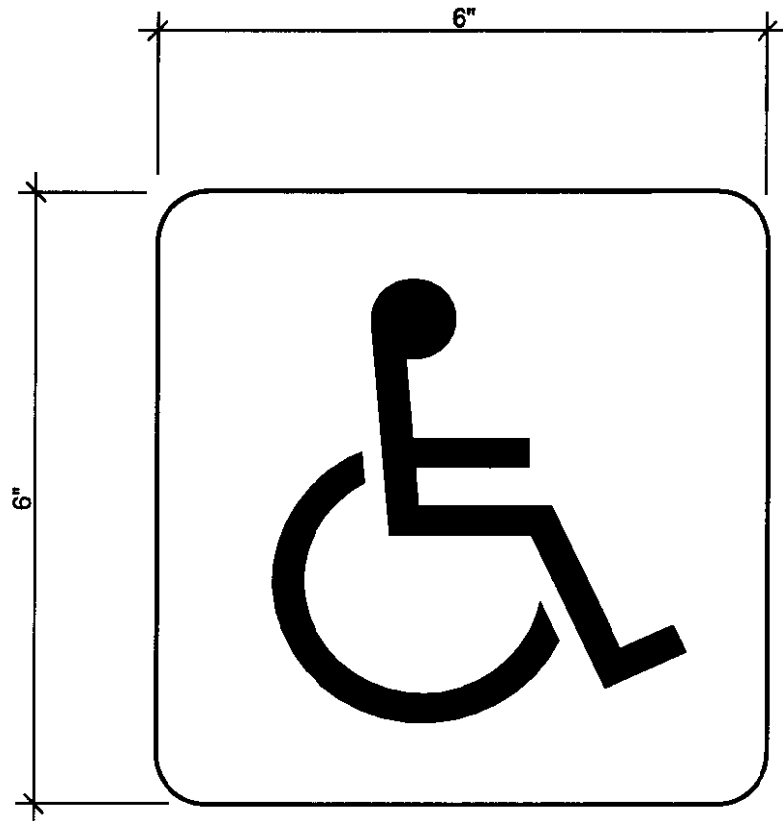
FLOOR LEVEL NUMBER: 5" LETTER
1/4" STROKE

FLOOR LEVELS DESIGNATED AS BASEMENT, GROUND OR MEZZANINE TO HAVE LETTER PROCEEDING FLOOR NUMBER. EXAMPLE MEZZANINE, FIRST FLOOR WOULD BE M1.

LOWER TERMINUS: 1" LETTER
1/4" STROKE

SIGN FACE TO BE POLYIMID RESIN WITH 0.010" THICK POLYESTER CARRIER LAMINATED TO 1/8" THICK BLACK ACRYLIC. BACKGROUND TO BE WHITE MATTE. ALL COPY TO BE FRISKET PAINTED BLACK. TO BE MOUNTED WITH 0.030" THICK DOUBLE FACED TAPE.

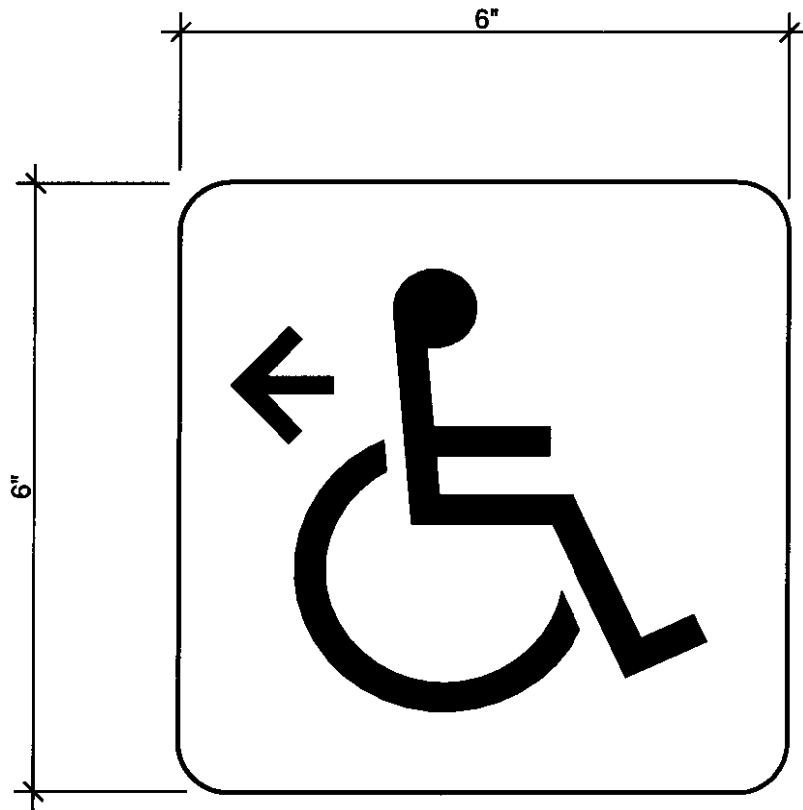
TYPE G



TYPE H1

SIGNS SHALL BE .020 MATTE LEXAN WITH ALL PURPOSE PRESSURE SENSITIVE ADHESIVE APPLIED TO SECOND SURFACE. SIGN EDGES TO BE STRAIGHT AND FREE OF ANY IMPERFECTIONS. CORNERS TO BE ROUNDED. FINISH TO BE GLOSS IN THE NATURAL CONDITION OF THE MATERIAL.

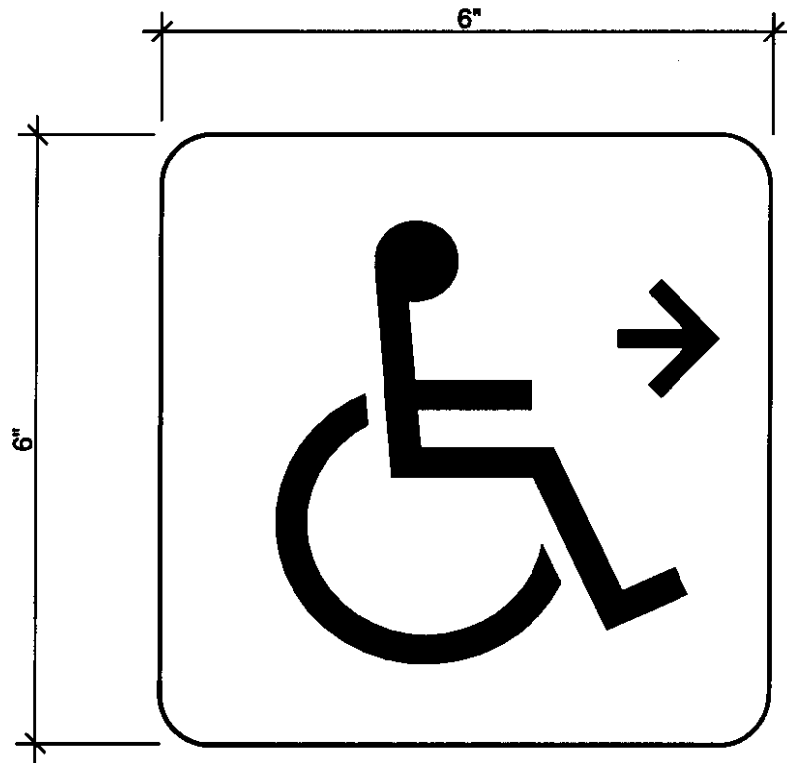
GRAPHIC IMAGES ARE TO BE SUBSURFACE APPLIED BY THE ASP PROCESS ONTO THE VINYL FACE PRIOR TO APPLICATION OF THE BACKGROUND COLOR AND ADHESIVE. SHALL BE TYPICAL OF UNIVERSITY STANDARDS IN SIZE, COLOR AND FONT. ALL PURPOSE PRESSURE SENSITIVE ADHESIVE TO BE APPLIED TO ENTIRE MOUNTING SURFACE



TYPE H2

SIGNS SHALL BE .020 MATTE LEXAN WITH ALL PURPOSE PRESSURE SENSITIVE ADHESIVE APPLIED TO SECOND SURFACE. SIGN EDGES TO BE STRAIGHT AND FREE OF ANY IMPERFECTIONS. CORNERS TO BE ROUNDED. FINISH TO BE GLOSS IN THE NATURAL CONDITION OF THE MATERIAL.

GRAPHIC IMAGES ARE TO BE SUBSURFACE APPLIED BY THE ASP PROCESS ONTO THE VINYL FACE PRIOR TO APPLICATION OF THE BACKGROUND COLOR AND ADHESIVE. SHALL BE TYPICAL OF UNIVERSITY STANDARDS IN SIZE, COLOR AND FONT. ALL PURPOSE PRESSURE SENSITIVE ADHESIVE TO BE APPLIED TO ENTIRE MOUNTING SURFACE



TYPE H3

SIGNS SHALL BE .020 MATTE LEXAN WITH ALL PURPOSE PRESSURE SENSITIVE ADHESIVE APPLIED TO SECOND SURFACE. SIGN EDGES TO BE STRAIGHT AND FREE OF ANY IMPERFECTIONS. CORNERS TO BE ROUNDED. FINISH TO BE GLOSS IN THE NATURAL CONDITION OF THE MATERIAL.

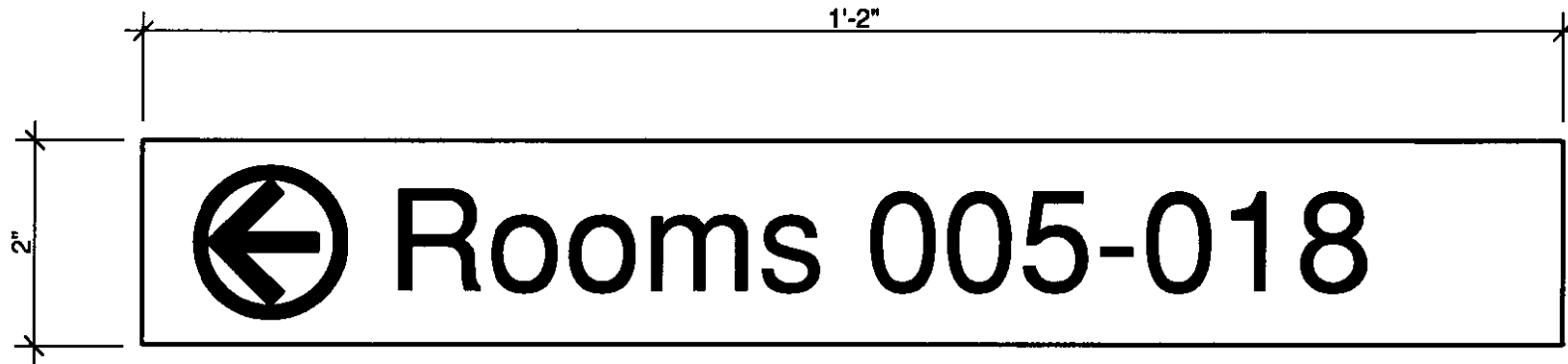
GRAPHIC IMAGES ARE TO BE SUBSURFACE APPLIED BY THE ASP PROCESS ONTO THE VINYL FACE PRIOR TO APPLICATION OF THE BACKGROUND COLOR AND ADHESIVE. SHALL BE TYPICAL OF UNIVERSITY STANDARDS IN SIZE, COLOR AND FONT. ALL PURPOSE PRESSURE SENSITIVE ADHESIVE TO BE APPLIED TO ENTIRE MOUNTING SURFACE



TYPE J

SIGNS SHALL BE .020 MATTE LEXAN WITH ALL PURPOSE PRESSURE SENSITIVE ADHESIVE APPLIED TO SECOND SURFACE. SIGN EDGES TO BE STRAIGHT AND FREE OF ANY IMPERFECTIONS. CORNERS TO BE ROUNDED. FINISH TO BE GLOSS IN THE NATURAL CONDITION OF THE MATERIAL.

GRAPHIC IMAGES ARE TO BE SUBSURFACE APPLIED BY THE ASP PROCESS ONTO THE VINYL FACE PRIOR TO APPLICATION OF THE BACKGROUND COLOR AND ADHESIVE. SHALL BE TYPICAL OF UNIVERSITY STANDARDS IN SIZE, COLOR AND FONT. ALL PURPOSE PRESSURE SENSITIVE ADHESIVE TO BE APPLIED TO ENTIRE MOUNTING SURFACE

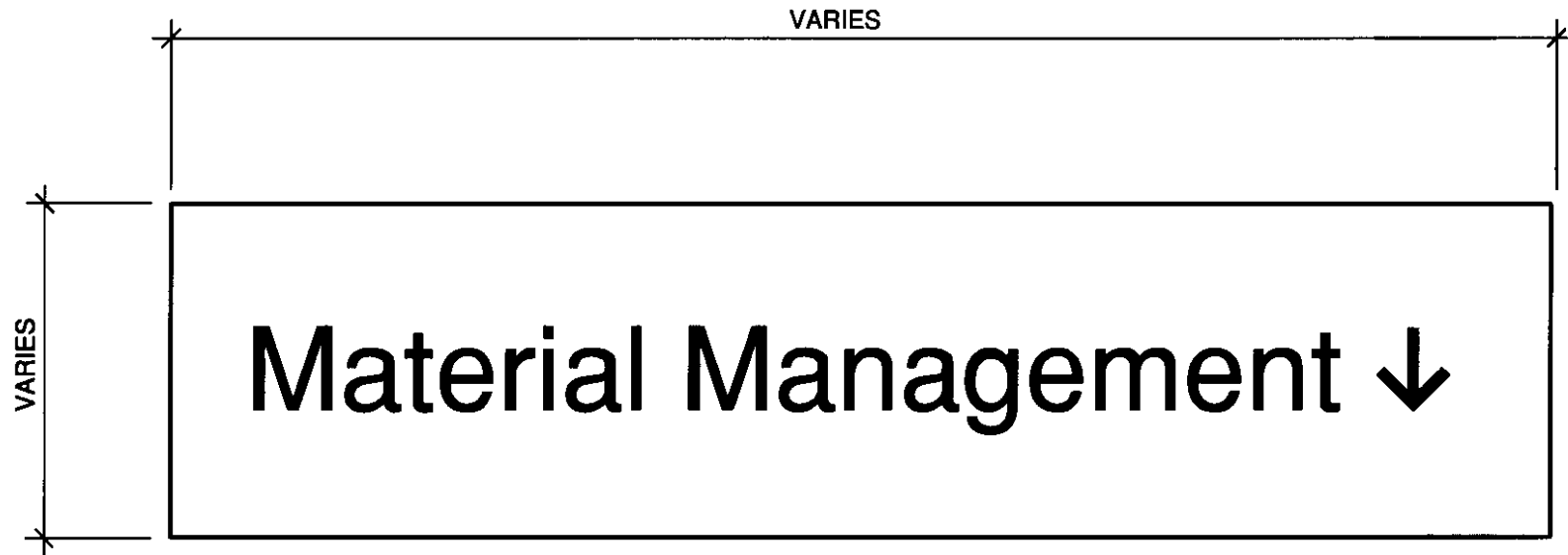


LEFT



TYPE K

SIGN FACE TO BE WHITE MATTE POLYIMID RESIN ON 0.010" THICK POLYESTER CARRIER. FACE AND CARRIER LAMINATED TO 1/8" THICK BLACK ACRYLIC PLATE. ROOM NUMBER TEXT TO BE BLACK HELVETICA MEDIUM UPPER CASE, 3/4" HIGH WITH 1/32" RAISED GRADE 2 BRAILLE BELOW. SIGNAGE TO BE MOUNTED WITH 0.030" THICK DOUBLE FACE TAPE, AND INSTALLED AT 5'-1" A.F.F. TO TOP AND 2" OFF OUTSIDE EDGE OF JAMB TO NEAREST EDGE.

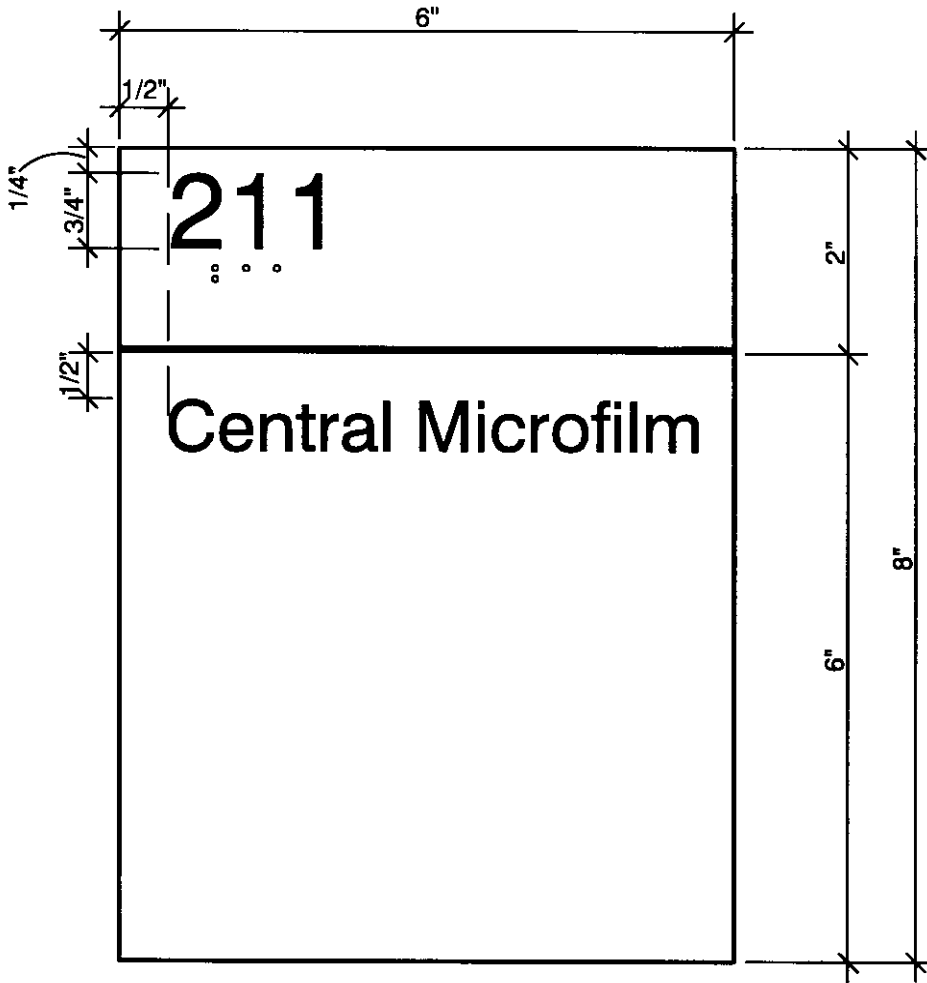


TYPE L

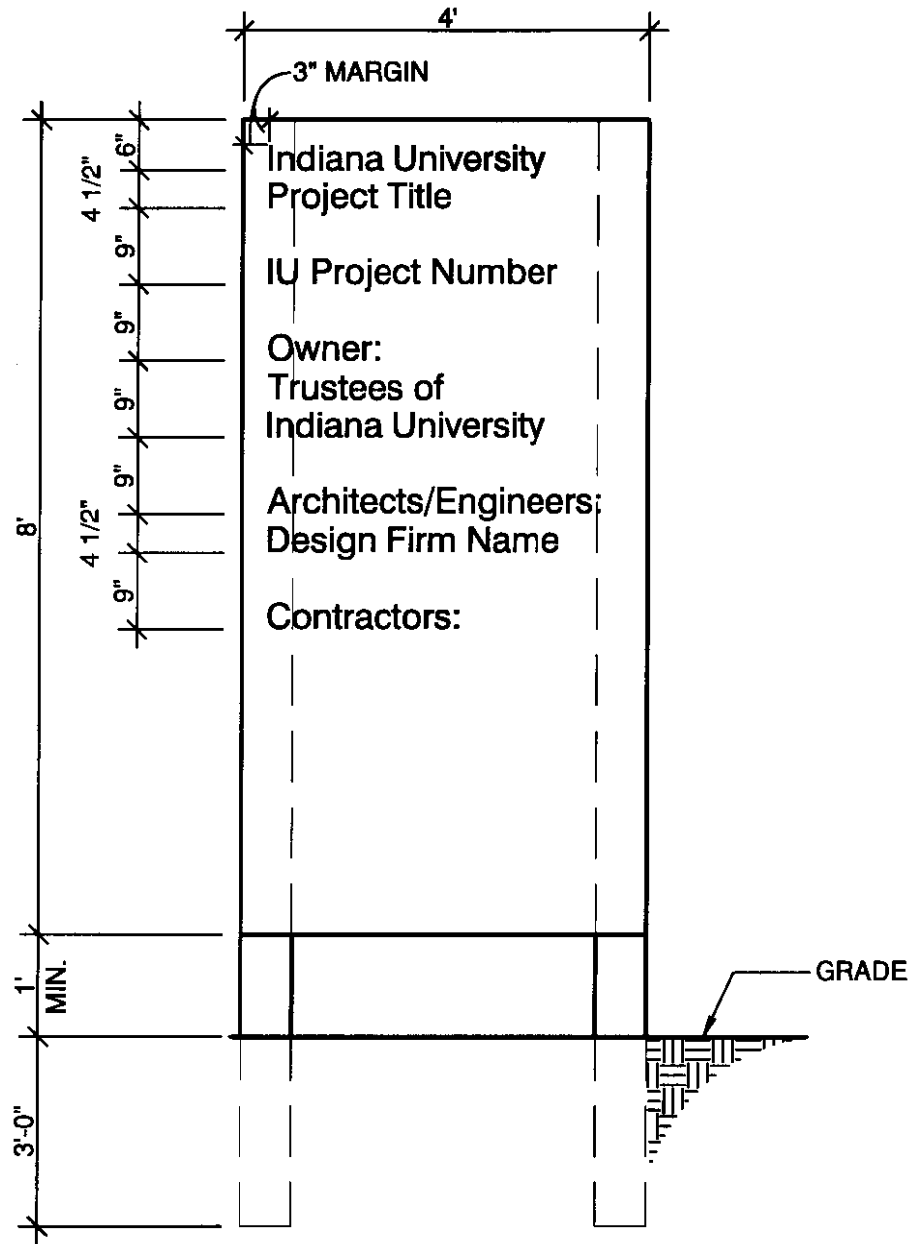
OVERHEAD DIRECTIONAL SIGN FOR
INTERIOR OR EXTERIOR.

PANEL SIZE WILL VARY ACCORDING TO
AMOUNT OF COPY. PANEL THICKNESS
IS 1". SIGNAGE TO HANG NO LOWER
THAN 80" A.F.F.

COPY TO BE HELVETICA MEDIUM, 3"
HIGH AND CENTERED. GRAPHICS TO
BE MUNSELL COLOR #2.5Y 8.5/2,
CREAM. BACKGROUND AND BORDER
COLOR TO BE MUNSELL #5R 3/6, RED



TYPICAL



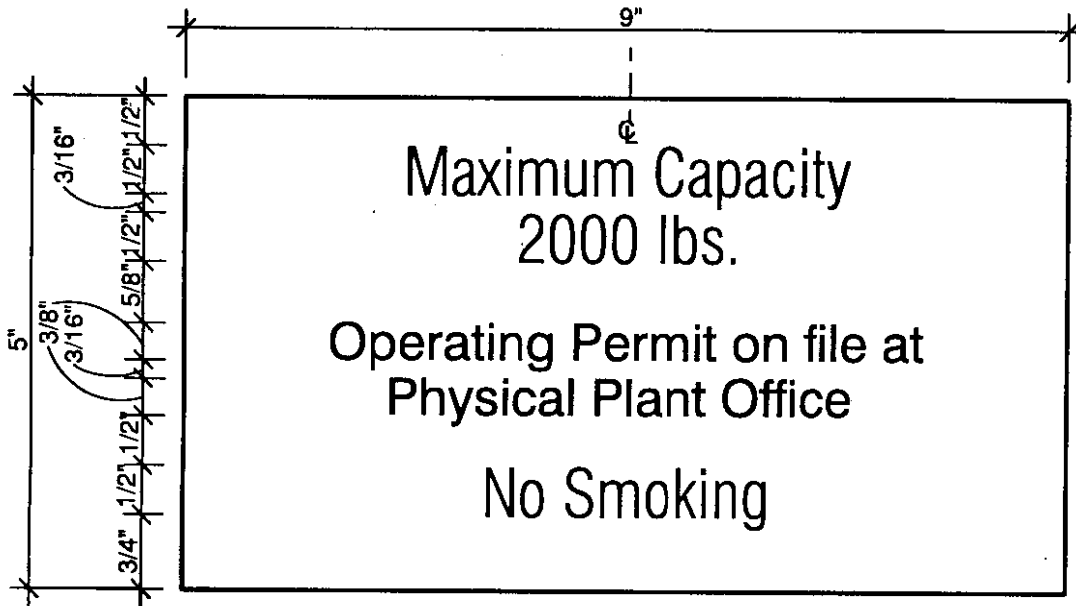
SITE SIGNAGE

4" X 4" FRAME WITH 3/4"
EXTERIOR GRADE
PLYWOOD BOTH SIDES

DIECUT VINYL
TEXT/GRAPHICS TO BE
MUNSELL COLOR #2.5Y
8.5/2, CREAM ON MUNSELL
COLOR #5R 3/6, RED
BACKGROUND

TEXT HELVETICA MEDIUM,
UPPER AND LOWER CASE,
UPPER CASE TEXT 3" HIGH

GENERAL CONTRACTOR TO
FURNISH AND INSTALL ALL
TEXT INCLUDING OTHER
PRIME CONTRACTORS



ELEVATOR CAB SIGNAGE STANDARD

16 GAUGE BRUSHED STAINLESS STEEL WITH BLACK
FILL ENGRAVED LETTERS

TO BE MOUNTED WITH ADHESIVE AND TAMPER
PROOF SCREWS OF SAME FINISH.

TEXT TO BE HELVETICA MEDIUM, UPPER AND LOWER
CASE.

Data Center

INDIANA UNIVERSITY

Constructed: 2007-2009

GOVERNOR

Mitch Daniels

BOARD OF TRUSTEES

Clarence W. Boone
William R. Cast
Jeffrey S. Cohen
Casey B. Cox

Philip N. Eskew Jr.
Stephen L. Ferguson
Jack M. Gill
Arthur D. King

Thomas E. Reilly Jr.
Derica W. Rice
Patrick A. Shoulders
Sue H. Talbot

PRESIDENTS

Adam W. Herbert Jr.
Michael A. McRobbie

PROVOST

Karen Hanson

Architects / Engineers

SmithGroup
Ratio Architects
Circle Design Group
EYP Mission Critical Facilities
Fink, Roberts & Petrie
Smith Neubecker & Associates
Indiana University Architect's Office

Contractors

Messer Construction
AAA Electric
Crider & Crider
Heflin Industries, LLC

Indiana University BUILDING DEDICATION PLAQUE

A building dedication plaque shall be included for any new construction and major building addition/renovation projects. The layout shown on this page should be considered a typical layout. The text and layout will be decided by the University Architect's Office and a representative from the IU Board of Trustees. This layout will be given to the Architect of Record on the project for inclusion in interior signage specifications.

The dedication plaque location and finish shall be determined by the Architect of Record and approved by the University Architect's Office. These plaques should be either cast bronze or cast aluminum, unless special approval is granted for another design. Normally the metal shall coordinate with the hardware finish of the facility.

Client: Indiana University
Project: Data Center
Project#: 20074101
Sign Type: Cast Aluminum Plaque
Material: Cast Aluminum
Font: Helvetica Medium and Bold
Font Color: Aluminum
Background Color: Matte Black
Background Texture: Pebbled
Corner Type: Square
Border: Inset single line
Lettering: Raised

Size: plaque background size is approx. 24" wide by 26" high