

INTERNATIONAL STUDENTS

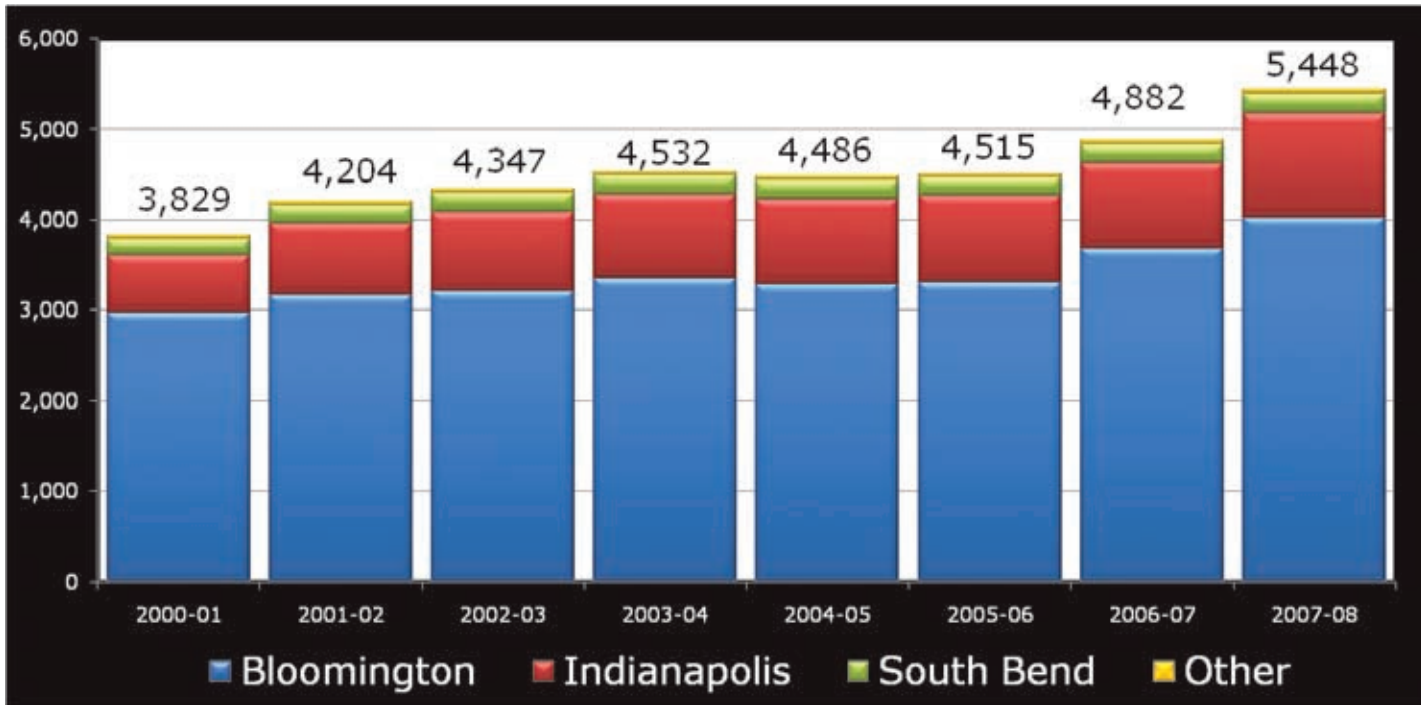
During the 2007-08 academic year, Indiana University enrolled 5,448 students from abroad. The Bloomington campus, with a current international enrollment of just over 4,000, ranked 15th nationally in 2006-07 for the size of its international student community. The university-wide **Office of International Services** coordinates services on all eight campuses. It provides a broad range of visa and immigration services, as well as educational, cultural, and social programs designed to assist students in their adjustment to the IU academic and cultural environment. The IUPUI **Office of International Affairs** coordinates services for its international students, as the IUSB **Office of International Programs** does for international students in South Bend.



Almost half of the international student population university-wide comes from East Asia. IU has seen the largest growth in numbers from South Asia (primarily India). Business is by far the most popular major for international students; this matches the national trend. IU boasts a large number of majors in visual and performing arts, reflecting the international stature of the Jacobs School of Music.

International Services provides an extensive live data resource in its Statistical Reports available at: www.indiana.edu/~intlerv

INTERNATIONAL STUDENT ENROLLMENT – IU SYSTEM 2000-2007



Annual International Student Enrollment

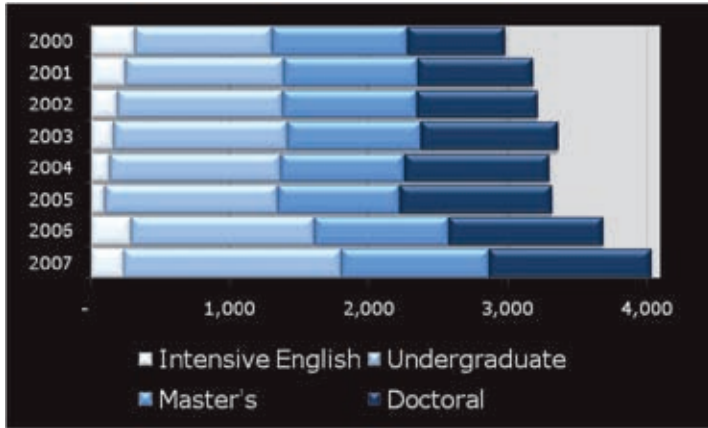
	Bloomington	Indianapolis	South Bend	Kokomo	Northwest	East	Southeast	Total
Fall 2000	2,979	633	175	19	9	4	10	3,829
Fall 2001	3,179	784	196	13	12	4	16	4,204
Fall 2002	3,216	874	214	13	8	1	21	4,347
Fall 2003	3,361	924	214	10	8	4	11	4,532
Fall 2004	3,302	928	211	13	8	5	19	4,486
Fall 2005	3,318	949	208	10	7	2	21	4,515
Fall 2006	3,687	948	201	15	9	2	20	4,882
Fall 2007	4,027	1,149	222	13	11	6	20	5,448

ANNUAL ENROLLMENT INCREASE

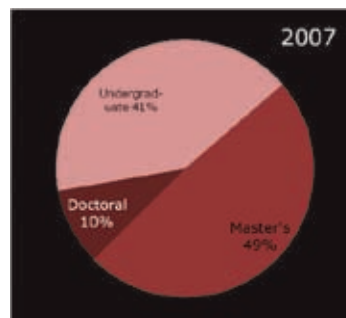
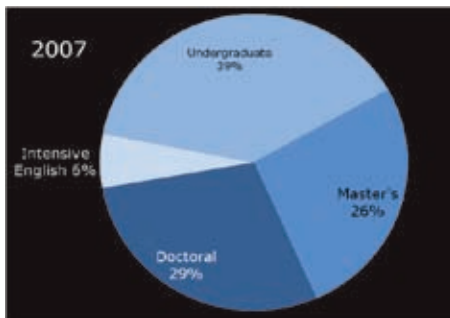
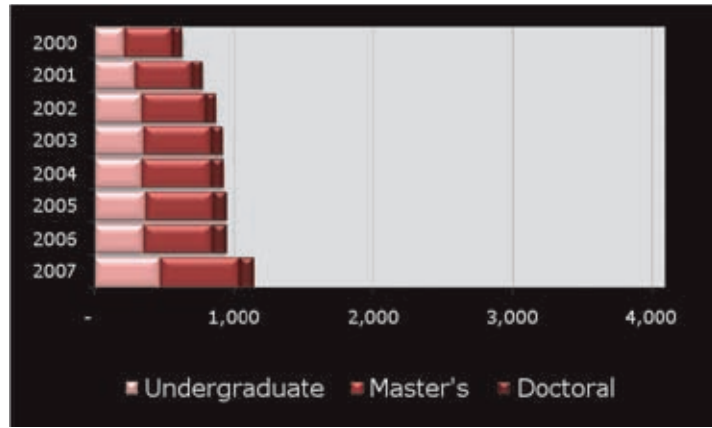
	Bloomington	Indianapolis	South Bend	Other	Total
Fall 2001	6.7%	23.9%	12.0%	7.1%	9.8%
Fall 2002	1.2%	11.5%	9.2%	-4.4%	3.4%
Fall 2003	4.5%	5.7%	0.0%	-23.3%	4.3%
Fall 2004	-1.8%	0.4%	-1.4%	36.4%	-1.0%
Fall 2005	0.5%	2.3%	-1.4%	-11.1%	0.6%
Fall 2006	11.1%	-0.1%	-3.4%	15.0%	8.1%
Fall 2007	9.2%	21.2%	10.4%	8.7%	11.6%

INTERNATIONAL STUDENTS – ACADEMIC LEVEL 2000-2007

BLOOMINGTON



INDIANAPOLIS

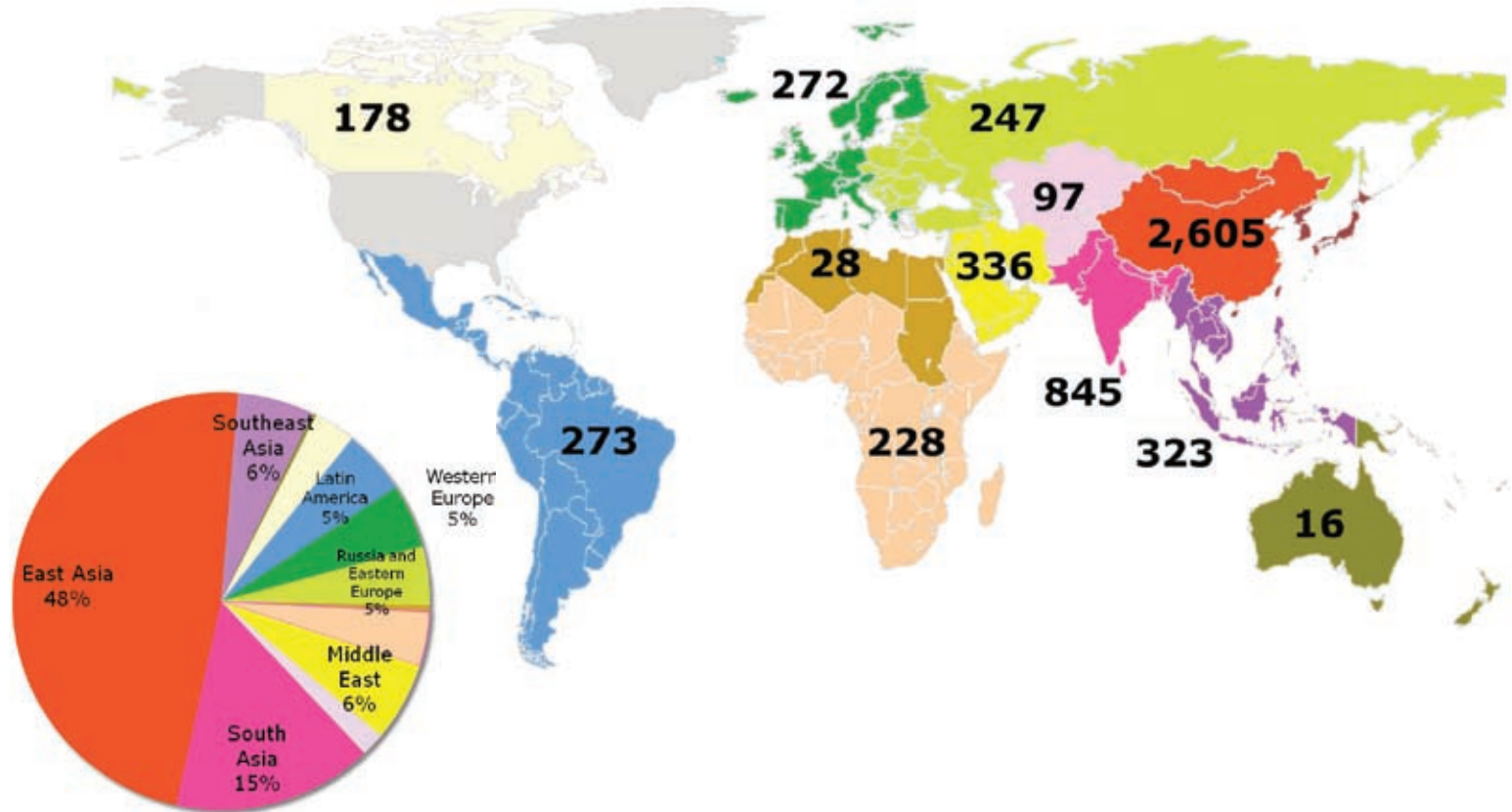


U.S. CAMPUSES WITH THE HIGHEST INTERNATIONAL STUDENT REPRESENTATION 2006-07

When they complete a U.S. degree, most international students have the opportunity to stay in the U.S. and work for a year or, in some cases, longer. Even though not enrolled, these students continue to be under the sponsorship of the university. *Open Doors* collects data on all international students in the U.S. and asks institutions to include these working graduates in their reports of student populations. The numbers of international students at the right include those enrolled in Fall 2006, plus those who have completed degrees and were working in the U.S. during that period.

Rank	Institution	Intl Students
1	University of Southern California	7,115
2	Columbia University	5,937
3	New York University	5,827
4	University of Illinois at Urbana-Champaign	5,685
5	Purdue University, Main Campus	5,581
6	University of Michigan - Ann Arbor	5,429
7	University of Texas at Austin	5,303
8	University of California - Los Angeles	4,704
9	Harvard University	4,514
10	Boston University	4,484
10	University of Pennsylvania	4,484
12	Ohio State University, Main Campus	4,345
13	SUNY - University at Buffalo	4,103
14	Arizona State University - Tempe	4,062
15	Indiana University Bloomington	3,976
16	Michigan State University	3,968
17	University of Florida	3,921
18	Texas A&M University	3,857
19	University of Wisconsin - Madison	3,829
20	Stanford University	3,751

INTERNATIONAL STUDENT COUNTRY OF CITIZENSHIP – IU SYSTEM FALL 2007




INTERNATIONAL STUDENTS WORLD REGIONS – IU SYSTEM 2007-08

	Fall 2007	Percent of total for 2007	Increase since 2000
North America	178	3%	23%
Latin America	273	5%	11%
Western Europe	272	5%	-16%
Russia and Eastern Europe	247	5%	-7%
North Africa	28	1%	47%
Sub-Saharan Africa	228	4%	95%
Middle East	336	6%	66%
Central Asia	97	2%	385%
South Asia	845	16%	131%
East Asia	2605	48%	54%
Southeast Asia	323	6%	-20%
Oceania	16	0%	-50%

INTERNATIONAL STUDENTS - TOP COUNTRIES OF CITIZENSHIP 2007-08

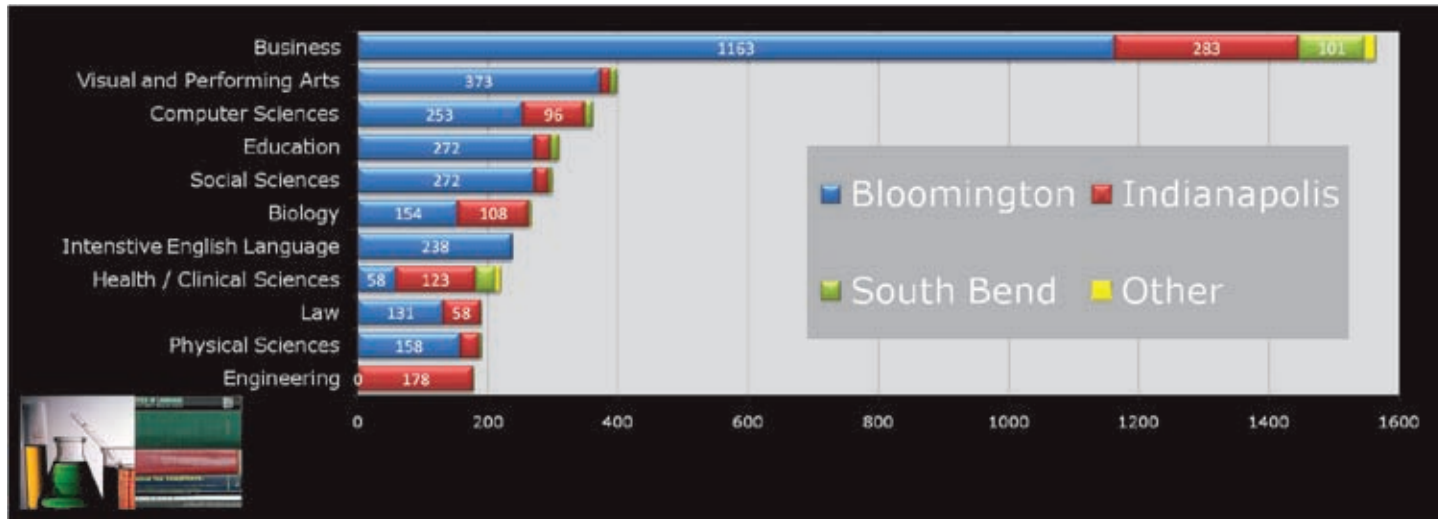
BLOOMINGTON



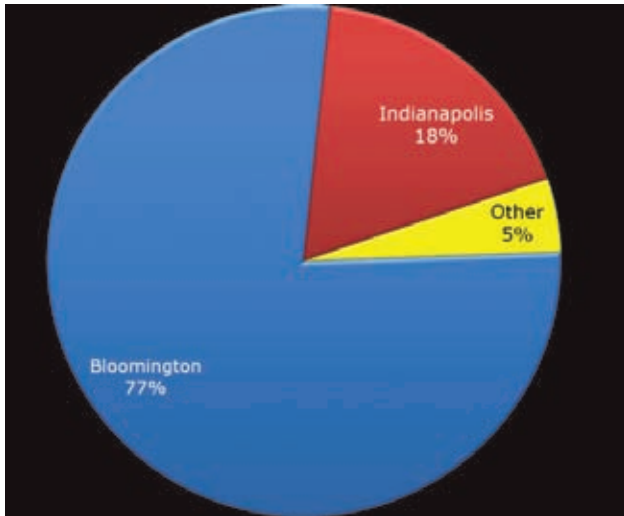
INDIANAPOLIS



INTERNATIONAL STUDENTS - TOP MAJORS, IU SYSTEM 2007-08



CONTRIBUTION TO INDIANA ECONOMY FROM IU INTERNATIONAL STUDENTS 2006-07



Bloomington	\$89.83m
Indianapolis	\$21.09m
South Bend	\$4.71m
Southeast	\$0.42m
Kokomo	\$0.17m
Northwest	\$0.11m
East	\$0.02m
TOTAL	\$116.35m