

# IU STUDENTS STUDYING ABROAD

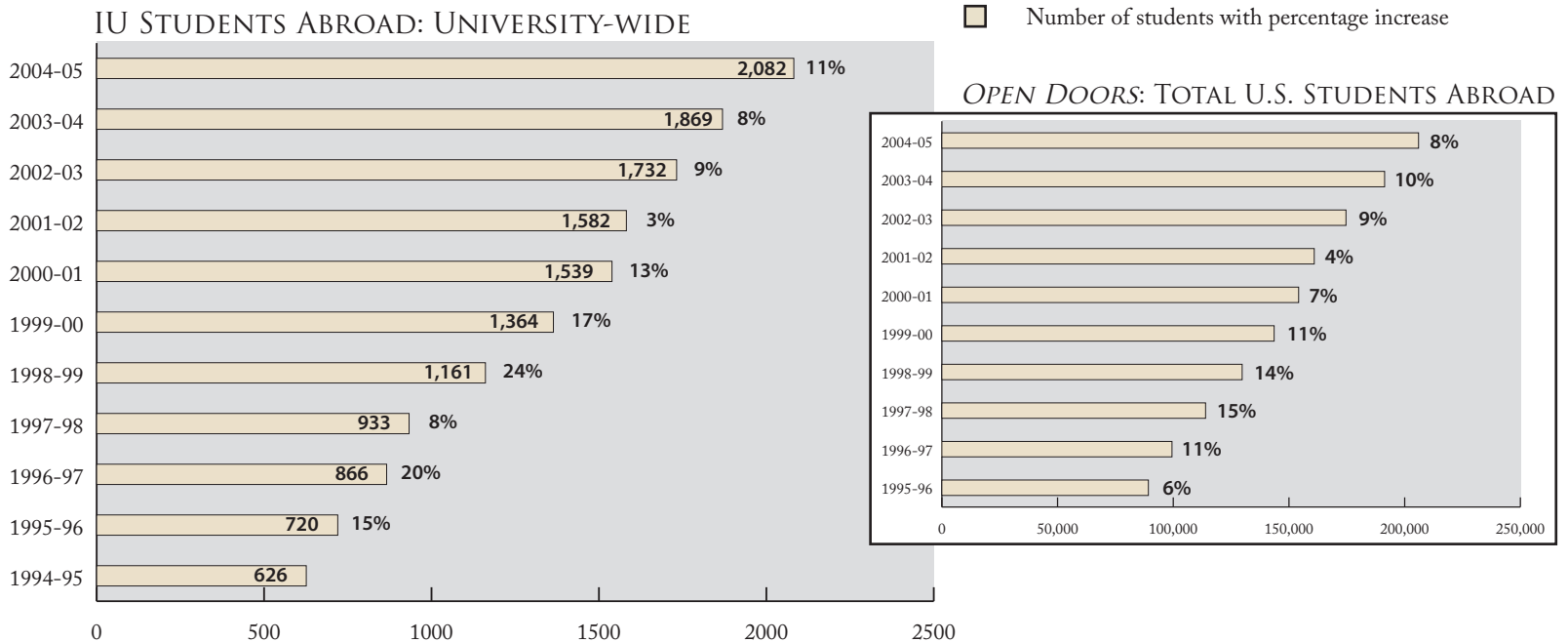
**T**he **Office of Overseas Study** facilitates the IU study abroad experiences of more than 2,000 students on all eight IU campuses. By offering a variety of exceptional programs chosen or developed to maintain IU's high academic standards, it fosters opportunities for international and cross-cultural experience, facilitates access to almost \$5 million per year in financial assistance, works to ensure that programs remain affordable, and guides students in integrating overseas study into their academic plans while still graduating on time.

The mission of the Office of Overseas Study is to promote study abroad through a wide range of disciplines and among students from very diverse backgrounds, thereby enhancing international awareness and understanding and enriching curricula on every campus. As the most effective and dramatic experience by which students can achieve international and intercultural learning, study abroad contributes significantly to careers in all fields of specialization and should be an integral part of undergraduate education at Indiana University. The following charts give a profile of the scope and types of students who study abroad as well as what sorts of programs they undertake and where they go.



# TOTAL INDIANA UNIVERSITY STUDENTS ABROAD

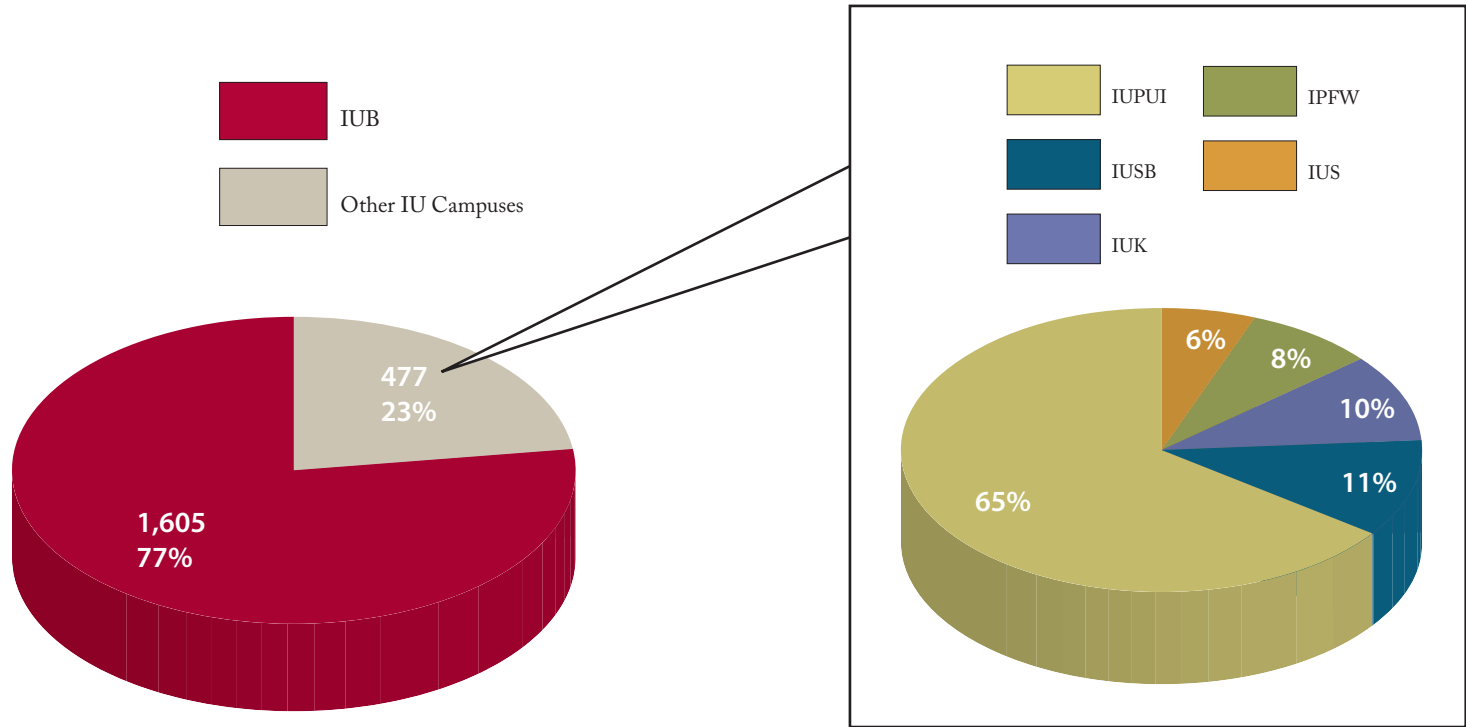
This chart shows the growth in the number of students studying abroad from all campuses in the IU system over the last decade, compared to total U.S. students abroad (based on the last year for which national data are available). During this period IUB had the twelfth highest number of students abroad of any institution in the U.S., and its 11 percent increase in 2004–05 was greater than the national average of 8 percent.



Comparative data source: Institute of International Education, *Open Doors Report*, 2006.

## CAMPUS DISTRIBUTION OF IU STUDENTS ABROAD, 2004-05

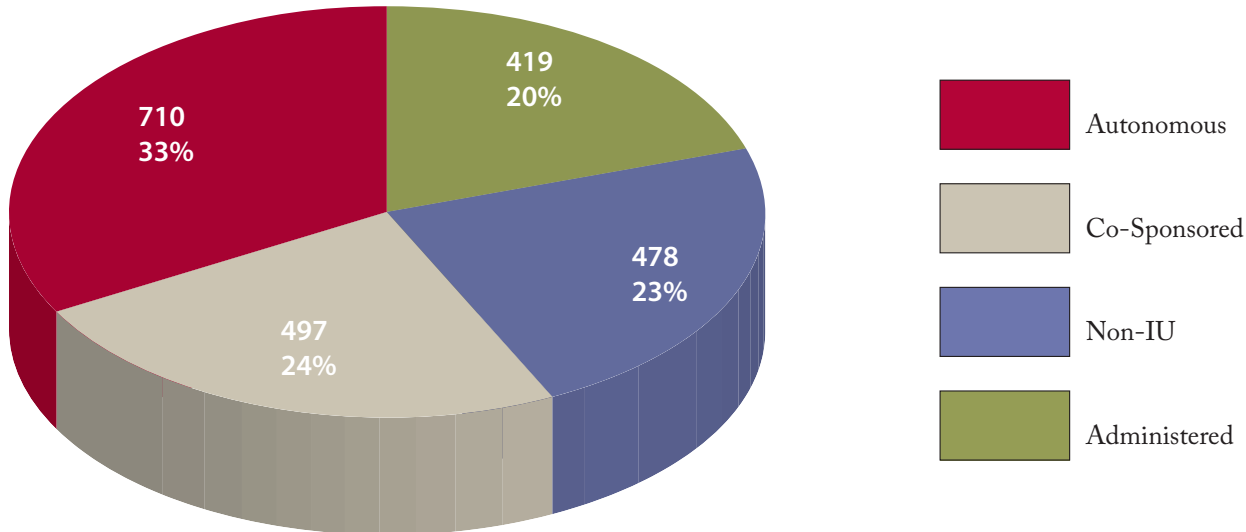
These charts show that 77 percent of IU students abroad are from IUB, with the seven other IU campuses representing the other 23 percent. Among the other campuses, IUPUI students represent 65 percent (308) of the total of 477.



## UNIVERSITY-WIDE DISTRIBUTION BY PROGRAM TYPE, 2004-05

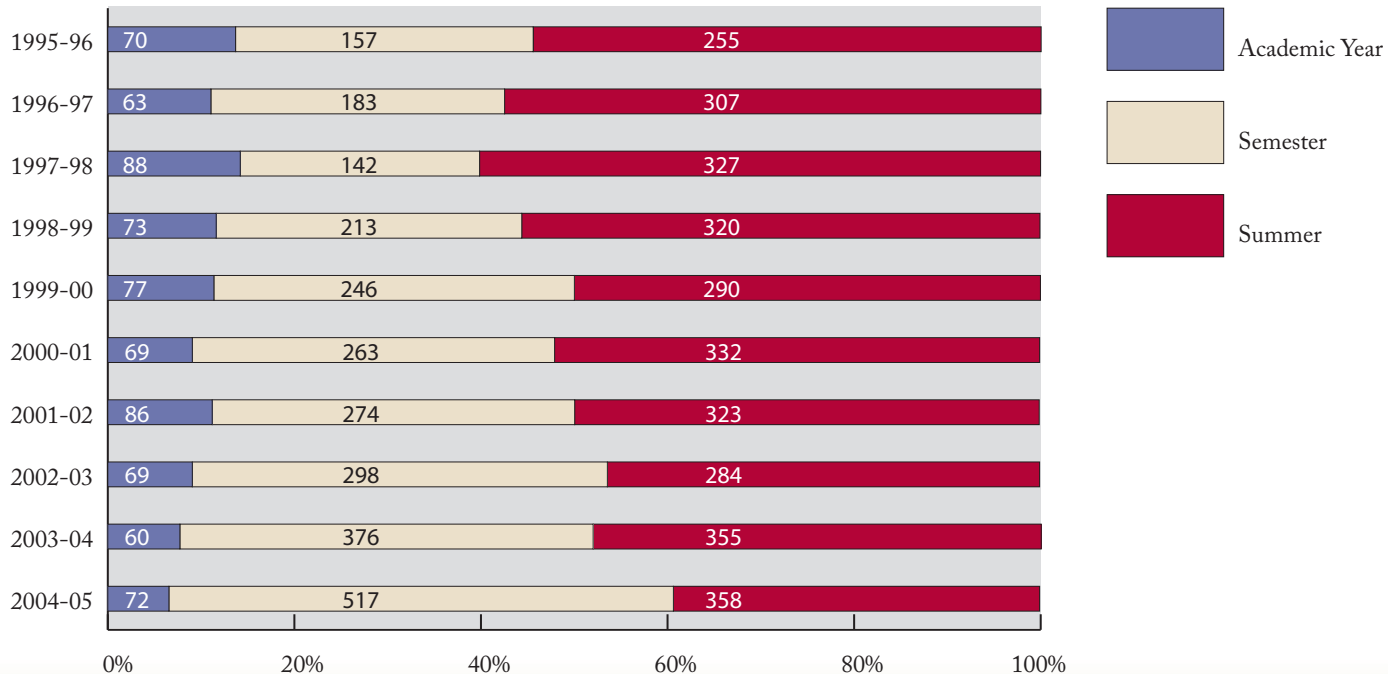
IU students from throughout the university access different models of programs when they go abroad, which break down into the following categories:

- *Autonomous* (managed directly by IU schools and/or campuses with approval and monitoring by Overseas Study)
- *Co-Sponsored* (operated by Overseas Study in partnership with other institutions and organizations)
- *Non-IU* (offered through other universities and providers)
- *Administered* (managed directly by the Office of Overseas Study)



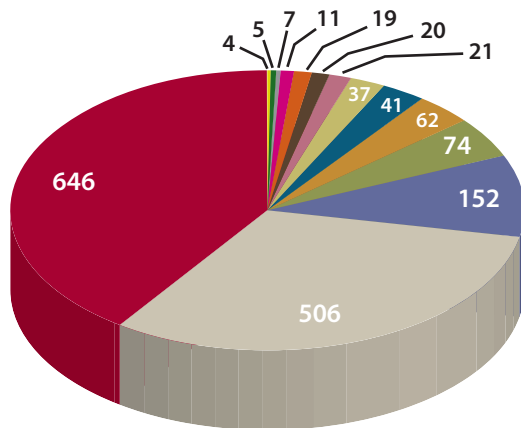

## OVERSEAS STUDY ADMINISTERED AND CO-SPONSORED PROGRAM TERM LENGTH ENROLLMENT

This chart shows the distribution of students across the three main program term lengths of Overseas Study programs—academic year, semester, and summer. Of the students who go abroad through programs offered through the Office of Overseas Study, 63 percent are participating in programs that last at least a semester, compared to the national average of only 48 percent. University-wide, however, 51 percent of IU students participate in programs shorter than a semester, which is in keeping with the national average of 52 percent.

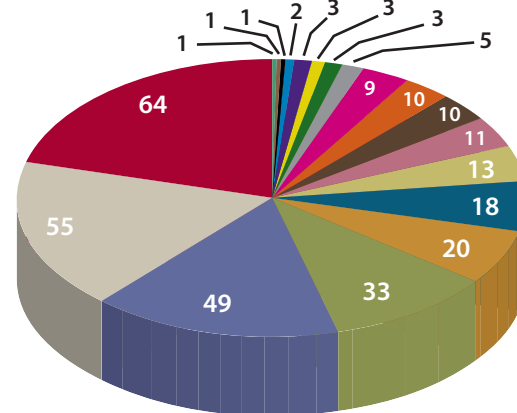



# DISTRIBUTION OF IU STUDENTS ABROAD BY SCHOOL, 2004–05

## IU BLOOMINGTON



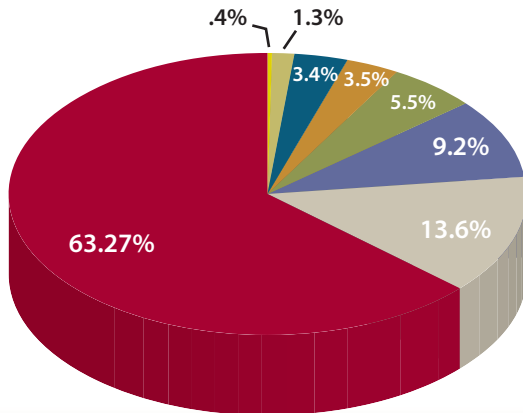

## IUPUI



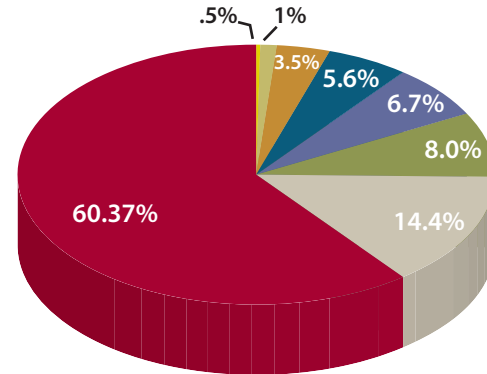

## WORLD REGIONS FOR IU STUDENTS ABROAD, 2004-05

These charts show that IU's regional divisions for study abroad programs are similar to the national breakdown, with Europe attracting the majority of students and Latin America a distant second. While the national statistics show Asia in third place, IU students study in greater numbers in Oceania.

### UNIVERSITY-WIDE



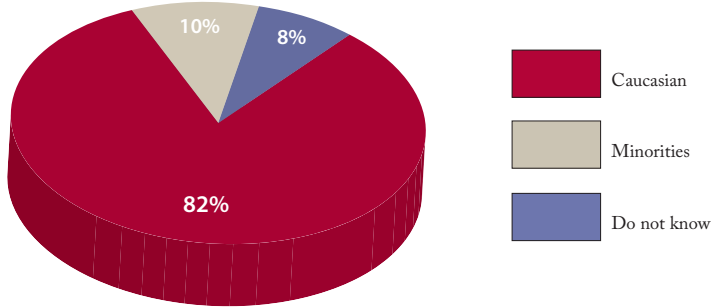
### NATIONAL FIGURES



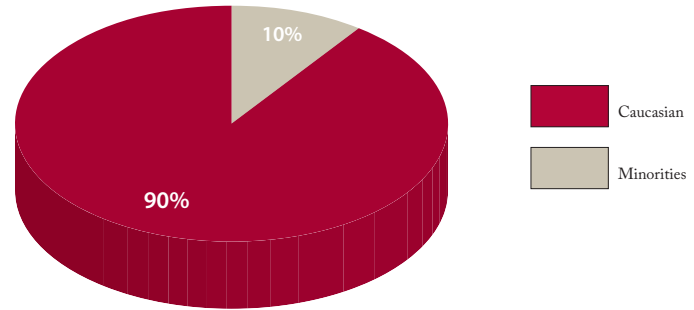
# OVERSEAS STUDY PROGRAMS: ENROLLMENT BY ETHNICITY, 2004–05

Ethnicity figures are not easily tracked across the IU system for study abroad programs. However, Overseas Study is able to track ethnicity on its centrally administered and co-sponsored programs, which show that minorities account for 10% of the IU students abroad, similar to the IUB campus population. However, the breakdown of those minorities is different from the general IUB campus population (that is, Asian American students are more represented on study abroad programs than African Americans).

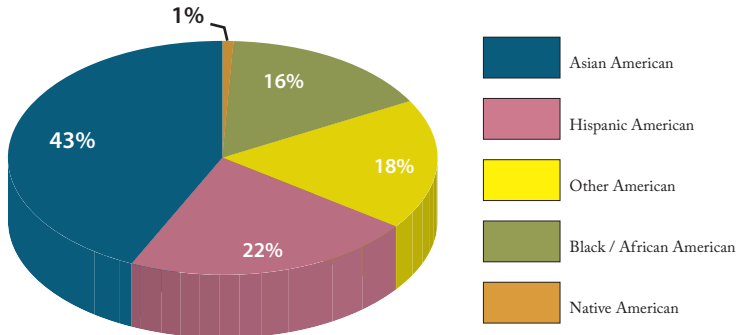
ALL STUDENTS OVERSEAS



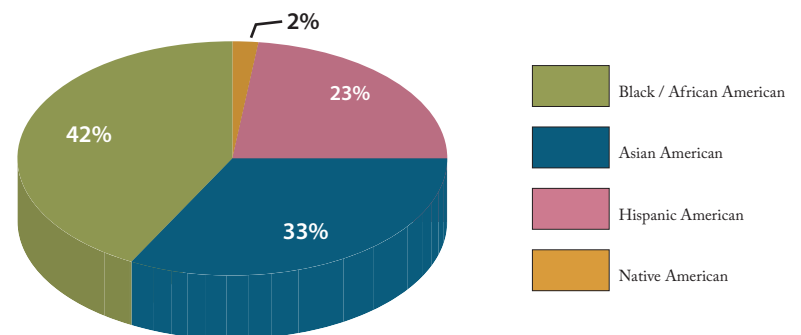
IU BLOOMINGTON TOTAL POPULATION



MINORITIES OVERSEAS

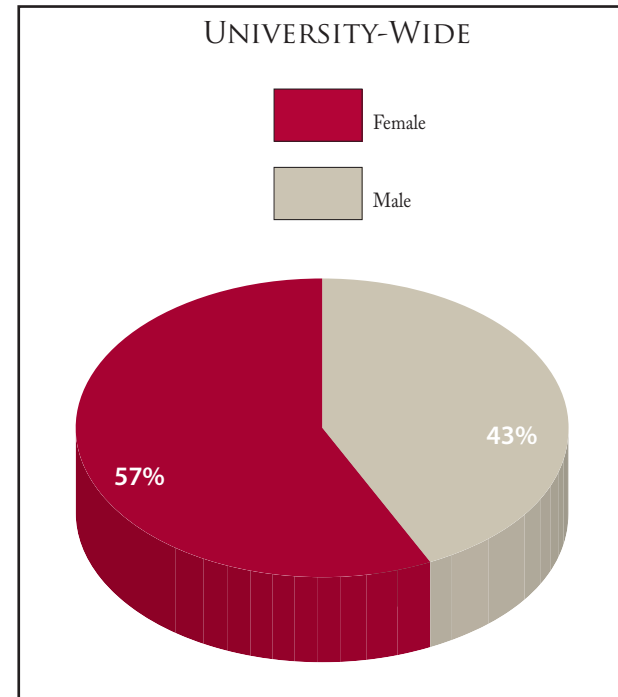
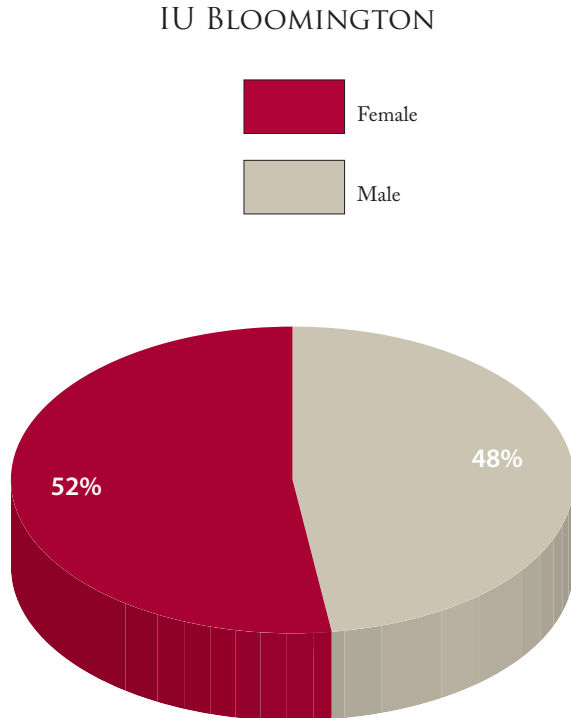


IU BLOOMINGTON MINORITY POPULATION



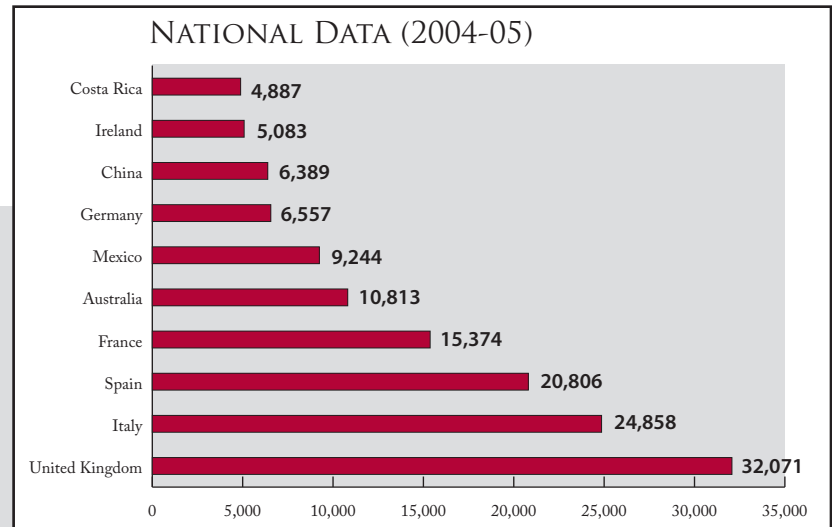
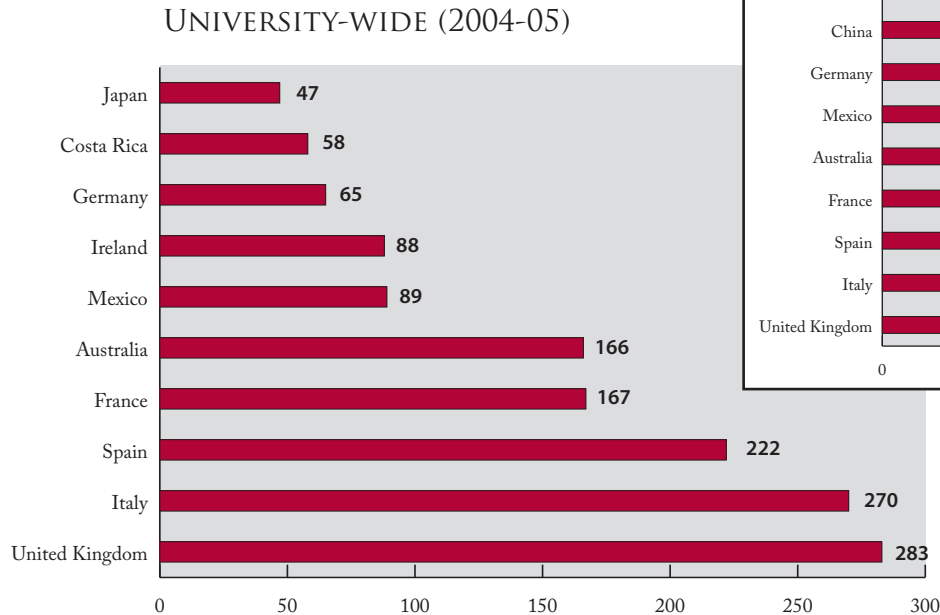
## OVERSEAS STUDY: ENROLLMENT BY GENDER, 2004–05

This chart shows greater female participation in IU overseas study programs. However, national figures show a much greater disparity, with 66 percent female and 34 percent male participation.



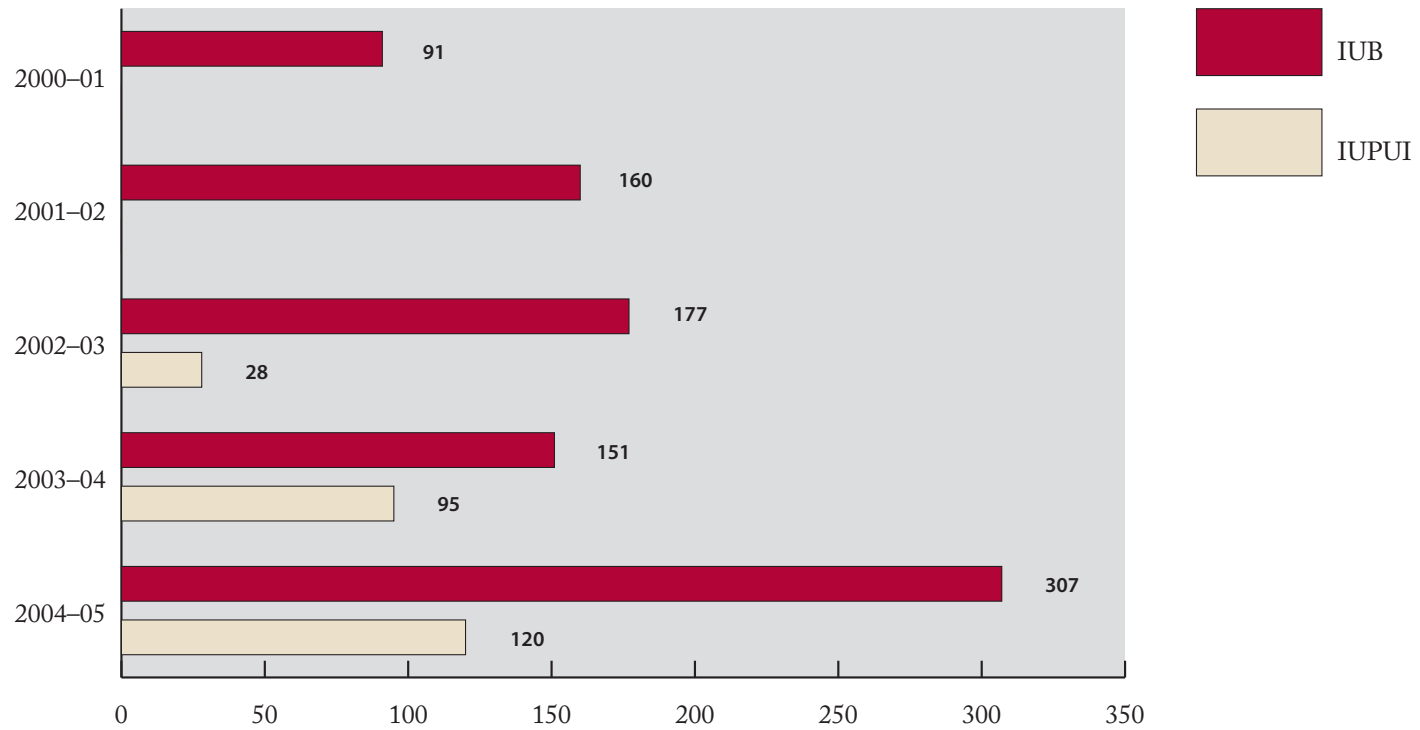
# TOP 10 STUDY ABROAD DESTINATIONS

The top 10 destinations of IU students are quite similar to the national trends, with the UK, Italy, Spain, France, and Australia as the top five destinations, followed by Mexico, Ireland, Germany, and Costa Rica. IU includes Japan in its top 10, while national data show China as the number eight destination.



## IUB AND IUPUI STUDENTS PARTICIPATING IN INTERNSHIPS ABROAD, 2004-05

The numbers of IU students seeking internships for credit abroad are increasing.



## FINANCIAL AID FOR OVERSEAS STUDY PARTICIPANTS, 2005-06

The data for 2005-06 show a total of \$4,851,065 in financial aid used by more than half of the 1,605 students who studied abroad with the assistance of the Office of Overseas Study. Of the total, 342 students received loan money while 1,715 awards involved gift aid or scholarships.

