

Annual Report **of the *International Studies Quarterly* Editors**

Drafted on behalf of the *ISQ* editors by

T. David Mason
Acting Editor in Chief

November 26, 2007

Editorial Team:

Editor in Chief: **Steven C. Poe** (deceased) University of North Texas

Associate Editors:

John Booth, University of North Texas
Steven Forde, University of North Texas
Brett Ashley Leeds, Rice University
T. David Mason, University of North Texas
James Meernik, University of North Texas

Editorial Assistants:

Amber Aubone, Meagan Williams, Steve Liebel, Geoff Dancy, Christopher J. Fariss, Thorin M. Wright,
University of North Texas

Executive Summary

The University of North Texas editorial team concluded its fourth year at the helm of the *International Studies Quarterly* faced with the tragic and untimely death of Steven C. Poe, Editor in Chief for the last four years. Associate Editor David Mason has stepped in to take over the everyday management of the journal, with Brett Ashley Leeds, James Meernik, John A. Booth and Steven Forde continuing to serve as associate editors. This report discusses our stewardship of the journal for the period from June 1, 2006 to May 31, 2007. Its contents can be summarized as follows:

- Our mean response time (from submission to decision) was 71.6 calendar days, slightly shorter than the 75.0 day mean response time of the previous twelve months.
- We received 330 manuscripts from June 1, 2006, to May 31, 2007. Of those, 282 were new submissions and 48 were revised and resubmitted manuscripts. This represents a 2.1-percent decline from the 2005-06 total of 337 submissions, which was the most submissions ever received by *ISQ* in a single year. The total for the current reporting period still represents almost a one-hundred percent increase in annual submissions over 2000.
- We received 98 submissions (new and revised and resubmitted) from 31 countries other than the U.S. and from every continent except for Antarctica. About thirty percent (29.9%) of the submissions received in the last year came from persons at institutions outside of the United States, down slightly from 2005-06. The number of new non-U.S. submissions has increased substantially over the last several years.
- Our acceptance rate was 10.3 percent of all submissions, and our rate for issuing revise-and-resubmit invitations was 12.1 percent. Both of these percentages are down marginally from last year.
- Of those submitting papers to *ISQ*, 17.6 percent were women or teams of authors made up of only women. Another 8.8 percent of submissions were co-authored papers where at least one (but not all) of the co-authors was a woman. Women authors had a slightly smaller percentage of their manuscripts accepted (8.6%) than male authors (11.1%). Authorship teams made up of both men and women had an even smaller proportion of their manuscripts accepted (6.9%).
- Impact factor ratings for 2006 for *ISQ* were slightly lower than they were for 2005, but still ahead of a number of highly regarded general political science and international/comparative journals.

The Year in Review, 2006-2007

In August of 2007, Steven C. Poe, Editor in Chief of *ISQ* since 2004, died suddenly of a heart attack. Obviously, this was a shock to all of us at the University of North Texas Political Science Department and a grievous loss to our university, to the scholarly community, and to *ISQ*. We have endeavored to keep the operations of the journal running as smoothly as possible since his passing. At the 2007 American Political Science Association Annual Meeting, Associate Editors David Mason, Ashley Leeds, and Jim Meernik met with Tom Volgy, Executive Director of ISA, to present their plan for maintaining *ISQ*'s editorial operations for the remainder of UNT's time as the editorial home for the journal. For the remainder of our editorial term (which ends on December 31, 2008), David Mason will assume responsibility for managing the day-to-day operations of the journal and for making final editorial decisions. Ashley Leeds has stepped in to assume an even more active role than before in assigning reviewers and drafting decision letters.

The editorial staff at UNT, led by Amber Aubone, has performed remarkably well during the last calendar year. Amber Aubone continued her excellent work as our chief editorial assistant. Christopher Fariss and Thorin Wright served as editorial assistants until August of 2007, when they left to enter doctoral programs elsewhere. They have been ably replaced by Meagan Williams and Steve Liebel. These five graduate students have performed remarkably well over the course of this difficult year.

To date, there has been little if any disruption in the processing of manuscripts since Steve Poe's passing. This is largely attributable to several factors. First, Ashley Leeds has taken on an even larger and more proactive role in assigning reviewers and drafting decision letters. Second, Amber Aubone has shown remarkable management skills in familiarizing the new editorial assistants (and the new editor in chief) with the details of the system Steve Poe had put in place for processing manuscripts. Third, Steve Liebel and Meagan Williams have mastered their duties and responsibilities with remarkable speed, and they have carried out those responsibilities with a degree of dedication, competence, and professionalism that speaks highly of Steve Poe's eye for talent. Fourth, following Steve Poe's death, our former editorial assistants – Chelsea Brown, Geoff Dancy, Christopher Fariss, and Thorin Wright – stepped in and assisted greatly in the transition to a new editorial team. Fariss and Wright stayed in Denton beyond their planned departure dates in order to help our new assistants master their responsibilities in the manuscript processing system. Geoff Dancy and Chelsea Brown returned to Denton to help with the transition and with the analysis of the data that is reported in this document. Finally, Amber Aubone deserves special recognition for keeping the entire editorial process working under circumstances where the new editor in chief and the other two assistants were newly appointed to their positions. In effect, she had to train all three of us in what had to be done to keep the journal's editorial process working smoothly. That we appear to have succeeded in that endeavor is largely a testament to the competence, professionalism and dedication of these seven editorial assistants. Their dedication to ensuring that the journal's operations continue is largely a tribute to the loyalty that Steve Poe could command from the students who were fortunate enough to work with him at *ISQ* and to study with him as undergraduate and graduate students.

During the last four years we have we continued to modernize the *Quarterly's* operations by upgrading the web-based manuscript submission and referee reporting system, now housed at the CriticalMath Web site (www.criticalmath.com). Improvements to the system have enhanced the efficiency with which we are able to process manuscripts, from initial submission through to final decision. Unlike other electronic journal management systems, CriticalMath's services are free of charge to *ISQ*. In consultation with Dean Haddock of CriticalMath, we continue to streamline the review process in order to provide authors with quicker decisions and feedback without compromising the quality or rigor of the review process. In June-July 2007, we upgraded to a new version of the manuscript management system, featuring improved navigation features for moving between the manuscript database and the reviewer database. This has reduced the time required to identify potential reviewers, assign them to a manuscript, email the requests for reviews, track the confirmations and declines by reviewers, and track the record of reviews and declines by each reviewer in the database. The upgraded system also makes available to the editorial staff a wider range of up-to-date information on the status of individual manuscripts, alerts on those that are ready for decision, and those that have been in the queue for an unusually long time without a decision. The new system also makes it easier for the editorial staff to access manuscripts and reviews from off-campus locations without compromising the security or anonymity of the review process. These improvements probably account for a substantial share of the improvement in the mean response time (from initial submission to final decision).

The plagiarism case that occupied so much editorial team's time and energy last year was finally resolved, and to date we know of no further repercussions from it. As we reported last year, we informed Professor Rose of the charges and the results of our investigation of the facts of the case. Our findings and recommendations, along with Professor Rose's response, were forwarded to a committee composed of the editors of the other ISA journals at the time (*ISP*, *ISR* and *FPA*) for their consideration. The committee unanimously supported our judgment that plagiarism had occurred, and our conclusion that a retraction should be issued. We issued a retraction for the article that appeared in the March issue of 2006. We are very grateful to Tom Volgy, and to two presidents of ISA, Professors William Thompson and Ann Tickner, for their advice and support during what was clearly the most difficult period of our editorial term thus far.

The 50th volume published in 2006 represents the first volume with the expanded page allotment that was granted by the ISA Governing Council in 2004. The increase in our page allocation from 750 to 1,000 has allowed us to publish an average of ten articles per issue. We sincerely thank the ISA Governing Council and other committees in the ISA hierarchy for supporting this cause.

Results, 2006-2007

We turn now to an analysis of the outcomes our editorial efforts during the 2006-2007 reporting period. The data for this report are from manuscripts submitted between June 1, 2006 and May 31, 2007.¹ We included all manuscripts that were submitted and for which we rendered a decision during this period, including both new submissions as well as those that were revised and resubmitted. As was the practice in previous reports, the data employed here also include some manuscripts (6) that we received during the reporting period but for which we rendered decisions after June 1 but before August 1, 2007. Reports from previous years can be found at: <http://www.isq.unt.edu>.

Response Time

Table 1 presents statistics estimating the mean response times for this reporting period, with comparable figures from previous reporting periods included as points of comparison. During this reporting period we achieved a mean response time of 71.6 calendar days, down from 82.5 days in the first year of our editorship and slightly better than last year's response time of 75.0 days. The median response time is 72 days, less than last year's median of 77 days. The manuscript that took the longest time for us to reach a decision on was, unfortunately, held for 133 calendar days. It was a revised and resubmitted manuscript. Two of the original reviewers declined to review the revised manuscript and one of the new reviewers was unusually slow to respond with a completed review.

Table 1: Submission to Decision Time in Calendar Days: 2002-2006

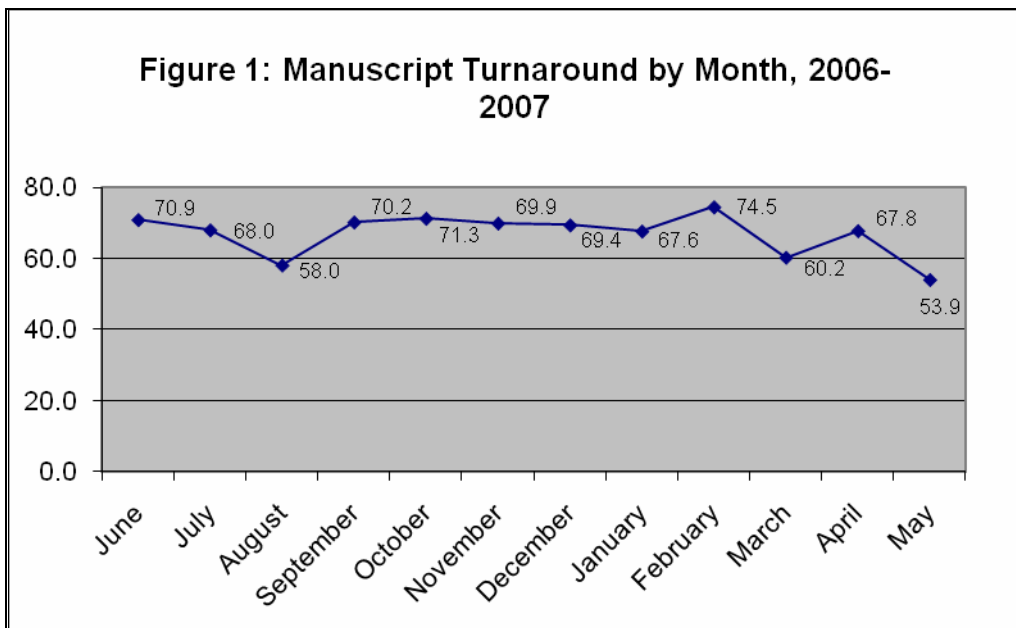
Turnaround Time in Calendar Days	2002	Jan-Sept 2003	Oct 2003 – Sept 2004	June 1, 2004- May 31, 2005	June 1, 2005- May 31, 2006	June 1, 2006- May 31, 2007
Mean	139.2	108.5	82.5	74.3	75.0	71.64*
Median	110	102	81	75	77	72
Maximum	499	457	221	176	231	133
Minimum	7	0	0	0	0	16
Range	492	457	221	176	231	117

Hidden by the annual data in Table 1 are any trends in response rate over the course of the year. Figure 1 traces the average turnaround time, from submission to final decision, throughout the twelve-month period.² For the 2006-07 reporting period, we kept the response time below 80 days for each of the twelve months, with a low of 53.9 days and a high of 74.5 days.³

¹ This change in dates covered was instituted for the 2004-05 year because the Publications Committee had asked us to finish our report early in the fall of that year, whereas it had previously been due near the end of the calendar year. Eighteen manuscripts were active as of August, 2007 and are not included in the analysis.

² Table 1 includes new manuscripts and revise-and-resubmits but excludes manuscripts that were rejected without review. For that reason the lower end of the range is 16 days instead of 0. Figure 1 includes all submissions, including those that were rejected without review.

³ Because August manuscripts are submitted when our staff is on vacation, they are processed on September 1, a policy that was approved by our Editorial Board at its 2004 meeting.



The longest response time occurred for manuscripts submitted in February (74.5 days). The manuscript with the longest turnaround time (133 days) was submitted in February, which probably accounts for that month's deviation from the mean. February's deviation from the mean for all months is not very large, and, generally, the turnaround time remained fairly consistent throughout the year. We did not have any major events, such as last year's plagiarism case, that impeded the processing of manuscripts for any given month. This may account for the slightly faster turnaround and the relatively steady monthly response time over the course of this reporting year, compared to previous years.

Unfortunately, the rate at which requests for reviews are declined is rather troubling. In our estimation, the high rate of declines is the single most serious constraint on our ability to reduce the turnaround time even more. Our normal practice is to send out four requests for reviews for each new manuscript. If three agree to provide us with a review, we contact the fourth reviewer and release that person from the request. However, we rarely have to do that because the average number of requests required to get enough reviews to render a decision is 5.8. In other words, on average it takes two requests to get one person to agree to submit a review.⁴ The maximum number of requests for a single manuscript during this period was 14, but six to nine requests to get three reviews is not uncommon. For one revised and resubmitted manuscript, we had to make eleven requests for reviews before we could get enough reviews to render a decision. This is the first year for which we compiled data on this matter, so we can report no trends. However, it is safe to say that the frequent declines delay the decision process considerably and compel us to return to our more reliable and loyal reviewers more frequently than we should. If the editors of the other ISA journals have similar experiences, perhaps they and our successors should consider

⁴ We normally base each decision on three reviews. However, if we receive two recommendations to reject a manuscript and the arguments are persuasive, we will decline publication based on those two reviews and release the third reviewer from her/his commitment.

adopting some policies to deter this form of free-riding.

Number of Submissions

Table 2 shows a gradual increase in the number of submissions received by *ISQ* over the course of the last decade. The trend of annual increases in the number of submissions appears to be leveling out. We received 330 manuscripts from June 1, 2006 to May 31, 2007, down 2.1 percent over the total for the previous reporting period (337). The over-time trend presented in Table 2 suggests that the steady increase in submissions that began in 2000 may have peaked last year and now may be leveling off at an annual total that is approximately double the total number of submissions in 2000. The total of 330 manuscripts for 2006-07 includes new manuscripts as well as those that were revised and resubmitted. Of those manuscripts, 282 were new submissions, which is almost exactly the same number as the previous year (280). The number of new submissions represents a 135-percent increase over the number of new submissions received in 2001 (120).⁵

Table 2. Number of Submissions by Year (Including Revise-and-Resubmit Manuscripts)

Year	Number	% change
2007	330	-2.1%
2006	337	11.6%
2005	302	6.3%
2004	284	44.2%
2003	197	-8.4%
2002	215	19.4%
2001	180	7.8%
2000	167	16.8%
1999	143	NA
1998	NA*	NA*
1997	155	NA

* 1998 data are unavailable, presumably due to the editorship transition in that year.

The figures presented in Table 2 by themselves do not allow us to do anything more than speculate as to why there has been such a substantial increase in submissions (especially new submissions) over the last decade. Over the last four years the improved turnaround time has probably encouraged more submissions. Indeed, even as the number of submissions has grown from 197 (2003) to more than 300 for each of the last three years, we have managed to reduce the average turnaround time in each of these years as well.

Our ability to reduce the turnaround time while processing an increasing number of submissions is largely a function of the online manuscript/review submission system developed by Dean Haddock, a former *ISQ* assistant. As soon as our editorial term began,

⁵2001 Annual Report of the *International Studies Quarterly* Editors accessed at <http://www.public.iastate.edu/~isq/2001Report.htm>, August 24, 2006. The number of first-time submissions has not been reported as systematically in past reports, as both we and the previous editors have tended to focus instead on the number of total manuscript submissions, including revise and resubmits, as a baseline.

Haddock developed an electronic system for us after we had investigated the commercial systems that were then available and found them to be beyond our financial means. Dean Haddock has continued to refine the system, titled CriticalMath, and has made it available to other journals (free of charge) as well. Reviewers and authors (not to mention the *ISQ* editors and staff) have offered praise for the system. For more information on the system, you may contact Dean Haddock at dean@criticalmath.com or visit the CriticalMath Web site at www.criticalmath.com.

Diversity of Contributors

One goal of our editorial team has been to increase the diversity of the pool of contributors to *ISQ*, with respect to both the gender and nationality of the authors. We received new submissions from scholars in 31 different nations, with 85 of the 282 new manuscripts coming from authors outside of the U.S. Table 3 reports the region of the submitting authors' institutional affiliation for the 282 new manuscripts received during the latest twelve-month period.⁶ Of those, 85 (29.8%) came from scholars at non-U.S. institutions, a slight decrease from the 93 (33.1%) submitted by scholars outside the U.S. over the course of the previous year.

Over the four years of our editorial term, there has been an improvement in the total number and proportion of new manuscripts being submitted by scholars affiliated with non-U.S. institutions. Last year, we reported that in 2002 there were 28 manuscripts from authors at non-U.S. institutions, representing 26 percent of new submissions in that year.⁷ For 2006-07 the 85 new submissions from authors at institutions outside of the United States represent an increase of 204 percent over the 2002 total. Although this increase is in large part a function of the near doubling of total submissions over the same time period, the share of new submissions from non-U.S. authors has increased somewhat, as has the total number of nations from which we are receiving submissions. We suspect that a part of the reason for this upward trend in submissions from outside the U.S. is the move to online submissions, which essentially makes the cost and ease of submission the same for scholars in any nation where internet access is available.

⁶ In previous reports, the location of the author's institution was reported by nation. For this year, we decided to aggregate the data to region and report trends over time. Data by nation for this reporting period can be provided upon request.

⁷ 2002 Annual Report of the *International Studies Quarterly* Editors, at <http://www.public.iastate.edu/~isq/annual02.htm>, accessed September 14, 2006.

Table 3: *ISQ* Contributors by Region, 2005-2007

	2004	2005	2006	2007
Latin America & Caribbean	5	1	0	5
Africa	1	2	3	0
Mid East	6	5	6	12
Pacific	3	6	2	7
Europe	43	44	53	42
Asia	8	9	11	11
Canada	8	9	18	8
USA	153	165	188	196

Table 4 indicates that women are submitting manuscripts to *ISQ* more frequently, both in terms of percentage and raw numbers, than they did in 2001 and 2002. The numbers and the percentage of female- and jointly-authored manuscripts increased last year after a slight drop the year before. The pattern that has emerged is that between 15 and 20 percent of submissions are from female authors, and another 7 to 9 percent have at least one female author.

Table 4: Gender Distribution of *ISQ* Contributors, All Submissions

Gender	2002		2004		June 2004- May 2005		June 2005- May 2006		June 2006- May 2007	
	No.	%	No.	%	No.	%	No.	%	No.	%
Female	31	14.4	55	20.4	60	19.9	50	15.1	58	17.6
Male	163	75.8	196	72.9	220	72.8	256	77.1	243	73.6
Joint	21	9.8	18	6.7	22	7.3	26	7.8	29	8.8

It is also worthwhile to examine whether the subject matter of articles submitted to the journal, like the pool of contributors, has become more diverse. One of our goals as an editorial team has been to diversify the submissions by encouraging more submissions from fields that have traditionally been underrepresented in the pages of *ISQ*. This is no easy task. If authors find few if any articles from their specialty in past issues of *ISQ* (or any journal, for that matter), they are less likely to submit their own work to this journal. Our editorial team has taken some proactive measures to overcome this perception among scholars in several underrepresented subfields. At the last two ISA annual meetings, members of our editorial team have spoken at the annual business meetings of several organized sections in an effort to encourage more submissions from scholars in those subfields. Table 5 presents evidence on the success of those efforts.

As in past reports, we have adopted the coding scheme of previous editors for classifying manuscripts by subject matter category. Table 5 presents the distribution of first-time submissions in 2006-07, categorized by the subject matter of the manuscript. (Authors are asked to categorize the manuscripts themselves; if they choose not to, we categorize them.) Table 5 also presents comparable figures for previous years so that the reader can gain some idea of the patterns that have emerged during our editorial term, with 2002 providing a baseline for comparison to the previous editorial team.

Two subfields – International Political Economy and International Security and Peace Studies – continue to account for a disproportionately large share of the submissions received. For the 2006-07 reporting period, there were 57 international political economy manuscripts (20% of the total number of new submissions) and 69 in the field of international security and peace studies (24% of all new submissions). As was the case for the previous reporting period, we did receive manuscripts from each of the subfields in this classification scheme.

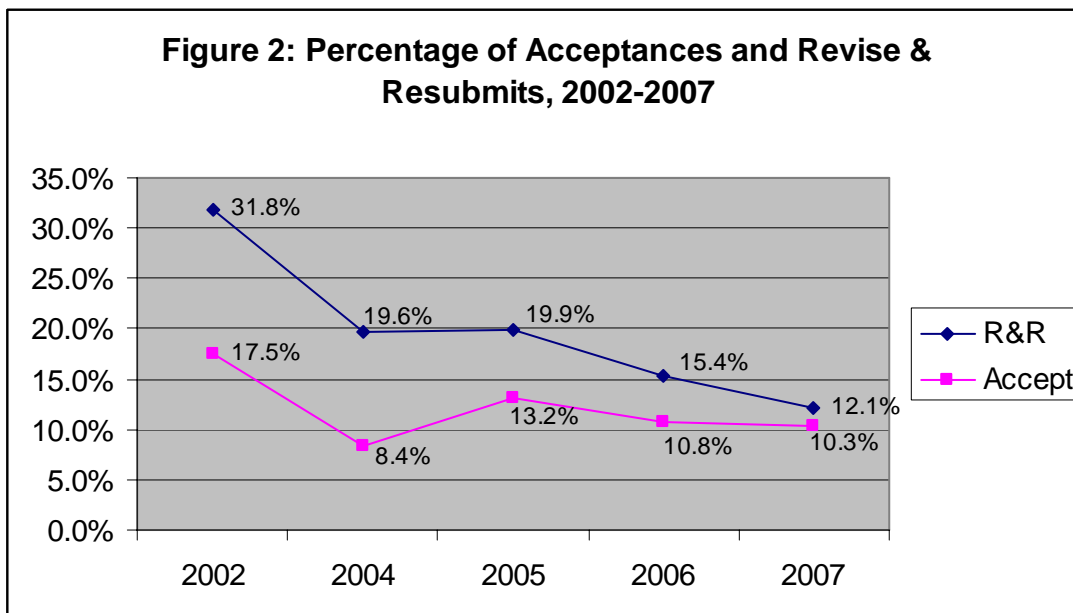
It is difficult to identify over-time trends in submission by subfield, partly because of the short time series and the small number of submissions for most categories, but also because of the change to self-reporting of subject area by authors in 2004. That being said, there are indications of encouraging trends. First, the overall stability in the number and percentage of manuscripts on foreign policy suggests that the advent of the new ISA journal, *Foreign Policy Analysis*, has had no discernable adverse effect on submissions in that area. Second, the number of submissions in International Law and Human Rights, International Organization, and International Political Theory has remained strong. Third, while there has been a decrease both in the percentage and absolute number of manuscripts in Methodology and Scientific Study since 2002, there has been a rather substantial increase in the number of manuscripts classified as Rational Choice and Formal Modeling. Fourth, over the course of our editorial term, we have witnessed a substantial increase in the number of submissions in the fields of comparative politics and international political theory. The inclusion of two comparativists (John Booth and David Mason) and one political theorist (Steve Forde) on our editorial team was intended in part to signal the ISA membership that we are committed to diversifying the subject matter of the journal by encouraging more submissions in these subfields. In general, it appears that we have achieved some success in encouraging submissions in previously underrepresented fields without experiencing any substantial declines in submissions from other fields.

Table 5: Subfield of Submissions, 2006-07 (new submissions)

Subfield	2002		2004		2004-2005		2005-2006		2006-2007	
	No.	%	No.	%	No.	%	No.	%	No.	%
Comparative Interdisciplinary Studies	7	5.1%	7	3.1%	6	2.5%	3	1.1%	5	1.8%
Comparative Politics	8	5.9%	7	3.1%	9	3.7%	14	5.0%	26	9.2%
Environmental	3	2.2%	4	1.8%	5	2.1%	8	2.8%	6	2.1%
Feminist and Gender	3	2.2%	5	2.2%	3	1.2%	3	1.1%	3	1.1%
Foreign Policy	11	8.1%	24	10.6%	20	8.3%	24	8.5%	28	9.9%
Identity	4	2.9%	6	2.6%	9	3.7%	9	3.2%	3	1.1%
International Law and Human Rights	9	6.6%	11	4.8%	7	2.9%	12	4.3%	16	5.7%
International Organizations	6	4.4%	12	5.3%	17	7.1%	36	12.8%	19	6.7%
International Political Economy	28	20.6%	40	17.6%	45	18.7%	48	17.1%	57	20.2%
International Political Theory	21	15.4%	21	9.3%	20	8.3%	31	11.0%	22	7.8%
International Security and Peace Studies	21	15.4%	60	26.4%	61	25.3%	76	27.0%	69	24.5%
Methodology and Scientific Study	13	9.6%	15	6.6%	18	7.5%	12	4.3%	3	1.1%
Rational Choice and Formal Modeling	1	0.7%	2	0.9%	5	2.1%	3	1.1%	18	6.4%
Other	1	0.7%	13	5.7%	16	6.6%	2	0.7%	7	2.5%
Total	136	100.0%	227	100.0%	241	100.0%	281	100.0%	282	100.0%

Whose Work Gets Accepted and How Often?

Statistics in this section are based on the population of manuscripts (both new and revise-and-resubmits) on which decisions were made in the 2006-2007 year. In Figure 2 below, we depict the acceptance and revise-and-resubmit rates for 2002-2007, excluding 2003, a transition year for which reliable data are not available.



The acceptance rate for the 2006-2007 period was 10.3 percent, which is well within the 10- to 15-percent target range that we identified in earlier reports. This is almost the same rate as the 10.8 percent acceptance rate for the previous year, indicating another dimension on which we seem to have reached a plateau. The acceptance rate the year before we began our term was 17.5 percent. In the first year of our editorial term, the acceptance rate was the lowest it has been during our term (8.4%), rising to 13.2 percent the third year, and then leveling out at slightly more than 10 percent for the last two years. The overall decline in the acceptance rate over the four years of our editorship is largely a function of the increase in submissions: the number of acceptances has remained fairly steady while the number of submissions has increased. The stability of the acceptance rate over the last two years reflects this, as the number of submissions and acceptances has been almost the same for those two years.

Figure 2 also indicates a continuing decline in the proportion of new submissions that receive revise-and-resubmit invitations. Indeed, with a fairly steady acceptance rate over two years and a gradually dropping rate of revise-and-resubmit invitations, the two rates are converging, which we consider to be a positive development. It suggests that we are issuing invitations to revise and resubmit only when we estimate the chances of successful revision to be substantial. Rejection of revised and resubmitted manuscripts has become more rare, which we believe is fair for the authors. As noted in previous reports, the members of our Editorial Board have encouraged us to offer revise-and-resubmit invitations only sparingly, a policy with which we wholeheartedly agree. We issue R-and-

R invitations only when we believe the authors have a reasonable chance to satisfy the reviewers with one round of revisions. We believe this is a prudent standard to apply for several reasons. First, we do not wish to string authors along unnecessarily through multiple rounds of revisions, only to end up declining publication. Second, we do not want to impose on our reviewers by asking them to review the same manuscript more than twice. If a second round of reviews results in a call for additional revisions, our policy has been to offer a second opportunity to revise only if we believe the success of the revisions can be assessed by the editorial team itself, without having to ask reviewers to evaluate the manuscript for a third time. As noted in last year's report, we have occasionally offered authors a second opportunity to revise following a less than completely successful first round of revisions. This has occurred in situations where the manuscript is very close to being publishable but one or a few issues remain, or where there have been unforeseen difficulties with the review process that raise issues of fairness.⁸

When our editorial term began, *ISQ* was faced with a rather substantial backlog of accepted manuscripts and invitations to revise and resubmit. The tougher standards for acceptance that we applied, especially in the first year of our term, and the extra pages allocated to us have largely alleviated this problem. At present, we have enough accepted papers in the publication queue to fill the March 2008 and June 2008 issues, as well as a few articles for the September 2008 issue. A paper accepted on November 14 would most likely go into the September issue of 2008. It is our intention to leave the next editors with as small a backlog of accepted manuscripts as possible. We have already begun encouraging authors with R-and-R invitations to submit their revised manuscripts by August 2008, indicating that if we do not receive their manuscripts by that time, the final disposition of their manuscript may pass to the new editors, with no assurances that the new editors will accept the revised manuscript. It is our intention to leave the new editors with as few pending revise-and-resubmits as possible.

As in 2006, we are pleased to report that the differences in acceptance rates by gender are very slight. Table 6 presents the distribution of our decisions on manuscripts by gender of authors. Because of the small number of acceptances, the percentages in any of these cells can vary by several points with a change of one or two acceptances, more or less. Table 6 shows that the acceptance rate for female authors was 8.6 percent (5 of 58 manuscripts submitted by female authors), while the rate for male authors was 11.1 percent (27 of 243 manuscripts submitted by male authors). For teams of both females and males, the acceptance rate was 6.9 percent (2 out of 29 manuscripts submitted by teams of both male and female co-authors). The differences in acceptance rate by gender, like last year's larger gap, is not statistically significant. One more acceptance by a female author, one more acceptance by a joint team, and one less acceptance by a male author would have resulted in near identical acceptance rates for these three groups.

⁸ Regarding the latter, we have had a few instances in which we indicated in our first decision letter that we would probably send a revision back to one of the original reviewers for a second round of reviews, but that referee did not agree to review the piece again (in spite of indicating to us that (s)he would on our reviewer checklist for the original manuscript). In those instances we sometimes have sent the revision to a new reviewer who identifies difficulties not mentioned by the previous reviewers. If we believe those difficulties are solvable, we tend to offer the author a second chance to revise.

Table 6: Decisions by Gender of Authors, 2002-2007⁹

2007 Acceptance Rates by Gender				
	Accept	Reject	R&R	Total
Female	8.6% (5)	77.6% (45)	13.8% (8)	17.6% (58)
Male	11.1% (27)	77.7% (189)	11.1% (27)	73.6% (243)
Joint	6.9% (2)	75.9% (22)	17.2% (5)	8.8% (29)
Total				
2006 Acceptance Rates by Gender				
	Accept	Reject	R&R	Total
Female	8.3% (4)	81.2% (39)	10.4% (5)	14.8% (48)
Male	9.5% (24)	75.0% (189)	15.5% (39)	77.5% (252)
Joint	28.0% (7)	48.0% (12)	24.0% (6)	7.0% (25)
Total	10.8% (35)	73.8% (240)	15.4% (50)	100% (325)
2005 Acceptance Rates by Gender				
	Accept	Reject	R&R	Total
Female	6.7% (4)	73.3% (44)	20.0% (12)	19.9% (60)
Male	15.0% (33)	65.0% (143)	20.0% (44)	73.2% (220)
Joint	13.6% (3)	68.2% (15)	18.2% (4)	7.3% (22)
Total	13.2% (40)	66.9% (202)	19.9% (60)	100% (302)
2004 Acceptance Rates by Gender				
	Accept	Reject	R&R	Total
Female	6.1% (3)	73.5% (36)	20.4% (10)	19.6% (49)
Male	9.3% (16)	71.7% (124)	19.1% (33)	69.2% (173)
Joint	11.8% (2)	52.9% (9)	35.3% (6)	6.8% (17)
Total	8.4% (21)	67.6% (169)	19.6% (49)	100% (250)
2002 Acceptance Rates by Gender				
	Accept	Reject	R&R	Total
Female	10.7% (3)	64.3% (18)	25.0% (7)	12.9% (28)
Male	19.0% (32)	50.0% (84)	31.0% (52)	77.4% (168)
Joint	14.3 (3)	38.1% (8)	47.6% (10)	9.7% (21)
Total	17.5% (38)	50.7% (110)	31.8% (69)	100% (217)

⁹ The percentages in the first three columns are row percentages (e.g., the percent of all female-authored manuscripts that were accepted). The percentages in the fourth column are column percentages (e.g., the percent of all manuscripts from females/males/joint authors).

What Work Gets Accepted?

Table 7 presents data on the distribution of acceptances by subfield. In comparing Table 7 to Table 5, we note first that, although there were no acceptances in some of the fields this year, this is not unusual, given our overall low acceptance rate and the relatively low number of submissions in those fields. In last year's report we expressed concern that not a single manuscript on the environment had been accepted for three years, which we considered problematic because of the importance of that subject to our collective futures. Last year we were pleased to accept two manuscripts on the environment. We also saw an increase in the number and percentage of manuscripts accepted from the foreign policy, political theory, and international law and human rights subfields. Comparing the overall number of acceptances across time, we find that we have accepted more papers in each of the last two years than we did in 2004, when we were faced with a backlog problem. We expect that we will print about forty papers in the fiftieth volume, so an acceptance rate of around forty papers per year will serve to keep a manageable number of articles in the publication pipeline.

Table 7: Distribution of Accepted Papers by Field

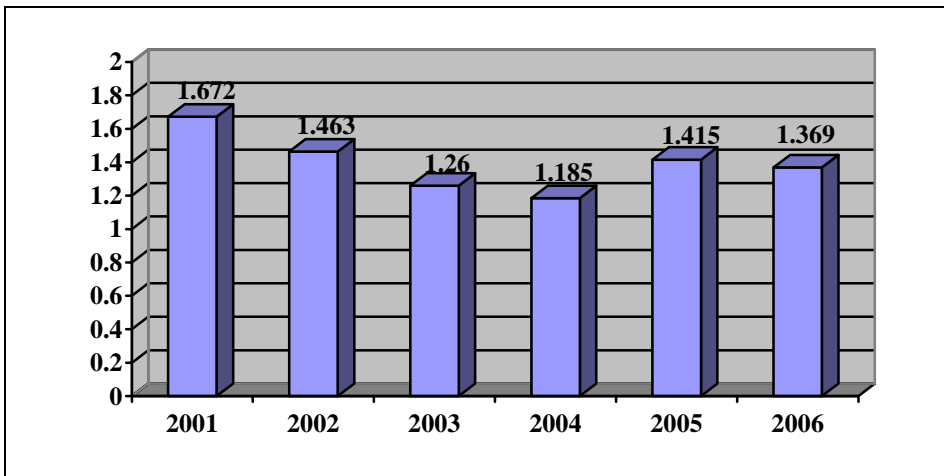
Field	2002 %(#)	2004 %(#)	2005 %(#)	2006 %(#)	2007 %(#)
Comparative Interdisciplinary Studies	0% (0)	0% (0)	2.5% (1)	5.7% (2)	0% (0)
Comparative Politics	2.5% (1)	4.8% (1)	2.5% (1)	2.9% (1)	5.9% (2)
Environmental Studies	0% (0)	0% (0)	0% (0)	5.7% (2)	2.9% (1)
Feminist Theory and Gender Studies	0% (0)	4.8% (1)	0% (0)	2.9% (1)	2.9% (1)
Foreign Policy Analysis	2.5% (1)	9.5% (2)	5% (2)	11.5% (4)	2.9% (1)
Identity Politics	0% (0)	0% (0)	2.5% (1)	0% (0)	2.9% (1)
International Law or Human Rights	2.5% (1)	4.8% (1)	2.5% (1)	11.5% (4)	11.8% (4)
International Organization	2.5% (1)	4.8% (1)	2.5% (1)	0% (0)	8.8% (3)
International Political Economy	16% (6)	4.8% (1)	10% (4)	14.3% (5)	23.5% (8)
International Political Theory	30% (11)	9.5% (2)	7.5% (3)	14.3% (5)	5.9% (2)
International Security and Peace Studies	13.2% (5)	23.8% (5)	22.5% (9)	28.6 (10)	23.5% (8)
Methodology and Scientific Study	21.1% (8)	0% (0)	15% (6)	0% (0)	5.9% (2)
Rational Choice and Formal Modeling	10.5% (4)	0% (0)	5% (2)	2.9% (1)	2.9% (1)
Other	NA	33.3% (7)	22.5% (9)	0% (0)	0% (0)
Total	38	21	40	35	34

ISQ's Impact Factor

One method of gauging the relative impact of journals is to examine the number of times that their contents are cited. This has been done through analyses conducted by the ISI Web of Knowledge, *Journal Citation Reports* for several years. Impact factor statistics are gathered for each year, measuring the number of times articles from the previous two years are cited in that particular year. The 2006 impact factor for *ISQ*, for example, counts the number of times that all *ISQ* articles appearing in 2005 and 2004 were cited in a wide range of journals. That number is then divided by the total number of articles that actually appeared in *ISQ* in 2004-2005. We interpret such reports with caution because it seems to us that a two-year history is not a very long period on which to base this figure, and articles that appear in 2007 were likely accepted before all of the 2006 issues of most journals were in print for authors to cite. Furthermore, one or two articles might in some cases skew the citation ratings for an entire journal. As a result, small variations from year to year may not be very meaningful.

However, by examining the impact factor over time and comparing it to the same scores for other journals, we can gain a rough idea of how *ISQ*'s impact has changed, relative to other outlets. In Figure 3, we present *ISQ* impact factors for 2001-2006, which had been presented in a similar figure on the *Web of Knowledge*.¹⁰ The figure shows that the impact factor of *ISQ* was 1.672 in 2001, higher than in any year since, reaching a low point of 1.185 in 2004. The impact factor rebounded somewhat in 2005 to 1.415 and declined slightly in 2006 to 1.369.

Figure 3: Impact Factor Trend Graph for *ISQ*



This trend is interesting, but it is difficult to gauge the impact of *ISQ* without some comparison to other journals. In Table 8 we present the impact factors for *ISQ* and several other well-known and widely respected journals in the discipline as a reference. Clearly, the *APSR*, *International Organization*, and *AJPS* are outlets that had a greater impact than

¹⁰ Thomson Corporation, ISI Web of Knowledge, Journal Citation Reports, accessed September 15, at <http://portal.isiknowledge.com/portal.cgi?DestApp=WOS&Func=Frame>.

ISQ in 2006, but the results show that *ISQ*'s performance in 2005 and 2006 is quite respectable in comparison to many other journals in the international studies discipline and even some of the most respected general political science journals. For 2006, *ISQ* remained ahead of *World Politics*, *Journal of Politics*, and *Political Research Quarterly*. Both the *Journal of Peace Research* and *Journal of Conflict Resolution* had higher impact ratings than *ISQ* in 2006, whereas for 2005 *ISQ* had had a higher rating than both of those journals. For a longer term, a citation-based ranking compiled by Simon Hix ranks *ISQ* a respectable tenth among the 63 journals ranked.¹¹ The Hix Study considered citation counts from 1993-2002. In that study, *ISQ* placed somewhat below *World Politics*, *Journal of Conflict Resolution*, and *Journal of Politics*.

Table 8: Comparison of 2005 Impact Factors for Top Journals

Journal	Impact Factor	
	2005	2006
<i>American Political Science Review</i>	3.233	3.023
<i>International Organization</i>	2.060	2.200
<i>American Journal of Political Science</i>	1.845	2.167
<i>International Studies Quarterly</i>	1.415	1.369
<i>World Politics</i>	1.308	1.132
<i>Journal of Peace Research</i>	1.292	1.658
<i>Journal of Politics</i>	1.239	1.055
<i>Journal of Conflict Resolution</i>	1.079	1.810
<i>Political Research Quarterly</i>	0.576	0.468

Source: Thomson Corporation, ISI Web of Knowledge, *Journal Citation Reports*.

A recent article by Giles and Garand presents alternative rankings of 90 political science journals.¹² Their rankings are based on different modifications of the ISI scores. They use citation data for two years (2003 and 2004) rather than just one, and they include citations to articles published in the preceding five years (as opposed to two years). *ISQ* does quite well in all of their rankings. *ISQ* ranked 16th out of 90 journals on the expanded ISI impact score. It ranked 7th on the ISI score that considers citations only in political science journals and 6th when the political-science-only ISI score was weighted by the ranking of the journals in which its articles were cited. Finally, *ISQ* ranked first among journals on the average number of citations per article in other political science journals. Since the articles that are cited are from issues produced by our predecessors, the impressive rankings for *ISQ* reported in this study are a tribute to the rigorous editorial standards established by our predecessors.

¹¹ Simon Hix. 2004. "A Global Ranking of Political Science Departments," *Political Studies Review*, 2:293-313.

¹² Michael W. Giles and James C. Garand. 2007. "Ranking Political Science Journals: Reputational and Citational Approaches," *PS: Political Science and Politics*, 40: 741-751.

New and Continuing Initiatives

The Year of Transition

The 2007-08 year will be a year of transition for our editorial team. First, we are making the difficult and painful adjustment to life without Steve Poe as our Editor in Chief. At the risk of belaboring the point, Steve was a dear friend, a terrific colleague, a valued collaborator, and an outstanding mentor to students and colleagues alike. His leadership will be sorely missed. David Mason has taken over as Acting Editor in Chief, assuming Steve's responsibilities as the final arbiter of editorial decisions. Ashley Leeds has stepped in to take an even more active role as an Associate Editor, identifying and assigning reviewers, drafting decision letters, and serving as a valued sounding board on the difficult decisions on manuscripts. The other Associate Editors – Jim Meernik, John Booth and Steve Forde – have continued to perform yeoman's work on the same jobs of identifying reviewers and drafting decision letters in their areas of expertise.

In the months since Steve Poe's death, it appears that we have managed to maintain the efficiency with which manuscripts are processed from initial submission to final decision. This is attributable to two factors. First, the system that Steve developed over his four years as editor has made the transition to a new editor in chief relatively seamless. We have mentioned several times already the impact that Dean Haddock's CriticalMath manuscript management system has had on the ease and efficiency with which we can process manuscripts.

The second factor that has made the transition to a new editor far less disruptive than we would have normally anticipated is the remarkable work of our editorial assistants. At the time that Steve died, two of our three graduate student editorial assistants were leaving. Thorin Wright left to pursue a Ph.D. degree at the University of Illinois and Chris Fariss moved to California in anticipation of entering a doctoral program there. Two new assistants – Steve Liebel and Meagan Williams – were just starting their first semester as editorial assistants. The one constant through this process was Amber Aubone, who has served as the chief editorial assistant for two years now. Indeed, while I had worked closely with Steve for four years as an Associate Editor (my office is next door to the ISQ office), I was not familiar with the intricate workings of the entire process of producing a journal. In these circumstances, Amber Aubone deserves special credit for keeping the workings of the editorial office on track, training our two new editorial assistants amid very difficult circumstances. Indeed, she deserves special credit for training me in many of my new duties as editor in chief. In addition, Meagan Williams and Steve Liebel deserve their own special recognition for taking on their duties at a very difficult time, learning their new jobs quickly, and performing their duties with a truly remarkable degree of competence and professionalism under the most trying of circumstances.

This brings us to the second major transition that we will face this year. A new editorial team will be named at the 2008 ISA meeting in San Francisco. We are committed to making the transition to the new editors as smooth as possible. We will recommend that they continue to use the CriticalMath system to manage manuscripts electronically. Doing so would ease the transition considerably because we could simply grant them access to

CriticalMath, and they could learn how the system operates before they actually take over editorship of the journal. We hope to have the new editors visit the UNT campus for a few days so that we can familiarize them with the workings of the system and the steps involved in the process from the initial submission of manuscripts to the final appearance of an issue of the journal. We are committed to working closely with the new editorial team to make the transition as seamless as possible for authors, reviewers and readers.

Quicker Turnaround Time, More Submissions, Greater Diversity

In 2007 we will continue to give priority to the efficient, rigorous, and fair processing of the manuscripts submitted to *ISQ*. Obviously, this year will involve some major adjustments for the editorial team. The loss of our Editor in Chief, Steve Poe, is a difficult adjustment in a number of ways. However, it is a tribute to his leadership in setting up the system for processing manuscripts that, to date, we have been able to maintain the turnaround time that he achieved in his four years as editor. We are confident we can maintain that pace for the last year of our editorial term. We also hope that, by working with Steve for four years on this project, we on the editorial team have internalized the values and standards he brought to the task of making editorial decisions and that, therefore, we will be able to maintain the high standard of excellence, rigor and fairness that characterized his term as Editor in Chief. We can assure the Publications Committee that we will certainly maintain his practice of making the review process a constructive experience for authors, especially for those whose manuscripts are not accepted for publication.

The charge of *ISQ* is to publish the “best work being done in the variety of intellectual traditions included under the rubric of international studies.”¹³ Traditionally, the journal has endeavored to publish research that is theoretically grounded and analytically rigorous and that advances in some substantial way our understanding of phenomena that are of interest to the community of scholars in international studies. During our editorial term, we have worked conscientiously to follow this charge. We have also made a conscientious effort to encourage greater diversity in the subject matter and the theoretical approaches that are represented in the pages of the journal. As noted earlier, at the ISA meetings in San Diego and Chicago, members of the editorial team visited the business meetings of several of ISA’s organized sections (especially those that we have found to have been historically under-represented in the pages of *ISQ*) and appealed to the members of those sections to consider *ISQ* as a place to submit their research. In many cases under-representation can be traced directly to the absence of many submissions in particular areas, so we encouraged section members to consider submitting their best work to *ISQ*, and we fielded their questions concerning the submission and review process and our editorial policies and goals. We will continue to encourage authors from the variety of traditions in international studies, and particularly the ISA membership, to submit their best scholarly work to *International Studies Quarterly*.

¹³ This statement appeared on the back cover of each issue of *ISQ* until it was recently removed in order to standardize the covers of all ISA journals.

Making Data Available for Replication Purposes

Our predecessors enacted a policy that we have continued: all data used for *ISQ* publications must be made available electronically. In our report three years ago, we expressed dissatisfaction with the results of our own early efforts to systematize this policy. In the last two years we have fully implemented the replication requirement. As a result, all quantitative articles published in *ISQ* include a note from the author(s) that tells where the replication datasets can be accessed.

We have introduced some improvements to this policy in the last year. Initially, authors were required to make the data available either on their own Web page or on one provided for us by ISA. However, we experienced one case in which an author promised to put data on a Web page but was tardy in doing so. Because the piece had already appeared in print, we had no way to compel the author to make the data available. Allowing the data to be posted on personal Web pages was also problematic because authors frequently change institutions, meaning that the Web pages to which they referred in print often disappear. Therefore, we now require that authors of quantitative articles make their data available in an *ISQ* data repository. Authors are informed of this requirement, and articles are not scheduled for publication until they send us their data. This Web page is at http://www.isanet.org/data_archive.html. We again offer our thanks to Joel Davis, the Association's Web master, for setting up and maintaining this Web page.

This year, we took another step to enhance further the availability of replication datasets for articles published in *ISQ* by also making data available through the Dataverse Network Project (<http://thedata.org/index.html>). Besides the advantages this centralized network provides to the scholarly community, there are several specific advantages for *ISQ*. For one, it gives *ISQ* and authors who submit to the journal more recognition. Secondly, the organization of the datasets and ease of retrieving the data make it easier for readers of the journal who wish to conduct their own research to access the data. Finally, space is not an issue, thus making it possible to preserve data for a longer period of time. This last point is particularly important, as space issues have come up on a number of occasions when storing authors' data. For more information about the Dataverse Network Project, see Gary King's article entitled "An Introduction to the Dataverse Network as an Infrastructure for Data Sharing," *Sociological Methods and Research*, 32, 2 (November, 2007): 173-199.

Development of Symposia

Soon after we took over as editors in 2004, we issued a call for symposia, each of which would consist of three to five related papers addressing a particular topic of importance to the international studies community. The theory behind the symposium framework is that there are issues that would best be addressed by multiple authors examining them from different perspectives and through different methods. From a very strong group of proposals, we accepted what we thought were the six best for further development. The first symposium appeared in the March issue of 2007, entitled "Symposium on Counterfactual Inference." Another symposium, entitled "Symposium on the Social Construction of Wars and Crises as Openings for Change" is scheduled to appear in the December 2007 issue. Two symposia were rejected based on unsupportive evaluations by

external reviewers. One symposium remains outstanding; it was revised and resubmitted on November 12. If this symposium receives a favorable decision, it would most likely appear in the December 2008 issue, or perhaps early 2009.

Acknowledgement

Any successes we have had in our four years as editors came as a result of a team effort and the help of many people who deserve acknowledgement here. These include our predecessors, the editorial team at Iowa State, Terri Teleen, Maria Cusano, and Sarah McKay at Blackwell, Tom Volgy and his staff at the International Studies Association and the College of Arts and Sciences at the University of North Texas. We especially thank members of our Editorial Advisory Board and others who have been willing to review manuscripts for us, including many of our colleagues at the University of North Texas and Rice University, those scholars who graciously agreed to serve on our Editorial Board in 2006, and all of those who submitted their work to *International Studies Quarterly* in the last year.

Appendix A

International Studies Quarterly's March 2008 issue

52 (1) March, 2008:

Presidential Address: Preventive War and Democratic Politics

JACK S. LEVY

Information, Bias, and Mediation Success

BURCU SAVUN

The Moral Hazard of Humanitarian Intervention: Lessons from the Balkans

ALAN J. KUPERMAN

Bilateral Trade in the Shadow of Armed Conflict

ANDREW G. LONG

The Deficits of Discourse in IPE: Turning Base Metal into Gold?

ANDREAS BIELER AND ADAM DAVID MORTON

Norm Adoption from Within: The International Monetary Fund's Approach to Capital Account Liberalization

JEFFREY M. CHWIEROTH

Natural Disasters and the Risk of Violent Civil Conflict

PHILIP NEL AND MARJOLEIN RIGHARTS

Shame on You: The Impact of Human Rights Criticism on Political Repression in Latin America

JAMES C. FRANKLIN

Appendix B: ISQ Editorial Board, 2007

Barry Ames *University of Pittsburgh*
Clive Archer *Manchester Metropolitan University*
Scott Bennett *Pennsylvania State University*
Didier Bigo *Science Po, Paris*
Chris Brown *London School of Economics and Political Science*
Bruce Bueno de Mesquita *New York University*
Sabine C. Carey *University of Nottingham*
Phil Cerny *Rutgers University*
Steve Chan *University of Colorado*
Yun-Han Chu *Academica Sinica, Taiwan*
Christian Davenport *University of Maryland*
Paul F. Diehl *University of Illinois*
Andrew J. Enterline *University of North Texas*
David Forsythe *University of Nebraska*
John Freeman *University of Minnesota*
Scott Gates *Michigan State University-PRIO*
Deborah J. Gerner *University of Kansas*
Kristian Gleditsch *University of Essex*
Nils Petter Gleditsch *International Peace Research Institute, Oslo*
Michael Greig *University of North Texas*
Rodney Bruce Hall *Oxford University*
Errol Henderson *Pennsylvania State University*
Margaret Hermann *Syracuse University*
Richard Higgott *University of Warwick*
James F. Hollifield *Southern Methodist University*
Ole R. Holsti *Duke University*
Bruce Jentleson *Duke University*
Christopher C. Joyner *Georgetown University*
Stuart Kaufman *University Kentucky*
David Kinsella, *Portland State University*
David Laitin *University of California-Berkeley*
Jack S. Levy *Rutgers University*
Gary Marks *University of North Carolina*
Manus Midlarsky *Rutgers University*
Helen V. Milner *Columbia University*
Karen Mingst *University of Kentucky*
Neil J. Mitchell *University of Aberdeen*
Chung-In Moon *Yonsei University*
Will H. Moore *Florida State University*
T. Clifton Morgan *Rice University*
James Morrow *University of Michigan*

Terry Nardin *University of Wisconsin-Milwaukee*
Nicholas Onuf *Florida International University*
Louis Pauly *University of Toronto*
Karen Rasler *Indiana University*
Patrick M. Regan *Binghamton University*
Karen Remmer *Duke University*
Todd Sandler *University of Texas at Dallas*
Philip Schrodt *University of Kansas*
Susan Sell *George Washington University*
Kathryn Sikkink *University of Minnesota*
Randolph M. Siverson *University of California, Davis*
Branislav Slantchev *University of California, San Diego*
Alastair Smith, *New York University*
Etel Solingen *University of California-Irvine*
Harvey Starr *University of South Carolina*
Jennifer Sterling-Folker *University of Connecticut*
Alexander Tan *University of Canterbury*
Mary Ann Tetreault *Trinity University*
Ann Tickner *University of Southern California*
Charles Tilly *Columbia University*
Doug Van Belle *Victoria University*
John A. Vasquez *University of Illinois at Urbana-Champaign*
Thomas J. Volgy *University of Arizona*
Michael Ward *University of Washington*
Jutta Weldes *University of Bristol*
Sandra Whitworth *York University*
Paul Wilkinson *University of St Andrews*
Birol Yesilada *Portland State University*
Langche Zeng *University of California, San Diego*