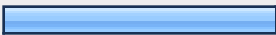
















09-10 IUB Graduate Student Survey



1. In what school are you a student? If you are in a joint-degree program, please select the school in which you spend the most time.			
		Response Percent	Response Count
College of Arts and Science		41.8%	392
Jacobs School of Music		6.2%	58
Kelley School of Business		8.3%	78
School of Education		8.5%	80
School of Health, Physical Education, and Recreation		2.3%	22
School of Informatics		8.2%	77
School of Journalism		0.7%	7
School of Law		2.1%	20
School of Library and Information Science		6.8%	64
School of Optometry		0.2%	2
School of Public and Environmental Affairs		14.6%	137
		Department:	456
		answered question	937
		skipped question	0








2. What degree are you seeking?			
		Response Percent	Response Count
Masters/Professional/JD		47.7%	447
Doctoral		52.3%	490
<i>answered question</i>			937
<i>skipped question</i>			0

3. How many years of study have you completed at Indiana University?			Response Count
			937
<i>answered question</i>			937
<i>skipped question</i>			0

4. Are you funded as a Student Academic Appointee (SAA), with tuition remission, health insurance and a salary.			
		Response Percent	Response Count
Yes		58.6%	549
No		41.4%	388
<i>answered question</i>			937
<i>skipped question</i>			0

5. About how much is your monthly salary, after taxes?			Response Count
			752
<i>answered question</i>			752
<i>skipped question</i>			185

6. Are you a U.S. citizen?			
		Response Percent	Response Count
Yes		80.5%	749
No		19.5%	182
		answered question	931
		skipped question	6

7. What is your race?			
		Response Percent	Response Count
African American		5.0%	46
Asian American		4.3%	39
Latino		2.8%	26
Native American		0.7%	6
Pacific Islander		0.5%	5
Caucasian		74.0%	677
Other		15.5%	142
		answered question	915
		skipped question	22

8. What is your gender?			
		Response Percent	Response Count
Male		39.0%	361
Female		60.7%	562
Other		0.3%	3
<i>answered question</i>			926
<i>skipped question</i>			11

9. What is your current health insurance coverage?			
		Response Percent	Response Count
Voluntary Plan		10.9%	97
International Plan		7.4%	66
SAA and Fellowship Plan		56.0%	497
provider outside of IU		16.9%	150
do not have health insurance		5.9%	52
don't know		2.8%	25
<i>answered question</i>			887
<i>skipped question</i>			50

10. If you are not enrolled in one of the IU plans, please tell us your reasoning.			
		Response Percent	Response Count
I am covered by a different plan		53.2%	117
the offered plans are too expensive		38.2%	84
I feel like I don't need health insurance		2.3%	5
the offered coverage is not sufficient		13.2%	29
the process is too complicated		3.2%	7
I missed the enrollment deadline		2.7%	6
Other (please specify)		16.8%	37
answered question			220
skipped question			717

11. If you are enrolled in an IU plan, how satisfied are you with your current coverage?			
		Response Percent	Response Count
extremely satisfied		7.6%	50
satisfied		71.5%	469
dissatisfied		17.7%	116
extremely dissatisfied		3.2%	21
Please feel free to explain further:			188
answered question			656
skipped question			281

12. Please rank the importance of each item when you consider health insurance.					
	1 (Very Important)	2	3	4 (Not At All Important)	Response Count
emergency coverage	79.2% (697)	17.7% (156)	2.6% (23)	0.5% (4)	880
coverage of preexisting conditions	53.0% (465)	26.2% (230)	13.6% (119)	7.2% (63)	877
women's health	59.6% (518)	20.4% (177)	6.4% (56)	13.6% (118)	869
maternity coverage	31.0% (268)	22.3% (193)	17.5% (151)	29.2% (252)	864
pharmacy	67.6% (595)	24.3% (214)	6.4% (56)	1.7% (15)	880
dependent coverage	26.8% (230)	21.1% (181)	18.3% (157)	33.7% (289)	857
price	76.2% (674)	20.0% (177)	2.8% (25)	0.9% (8)	884
preventative coverage	55.5% (471)	34.2% (290)	8.7% (74)	1.6% (14)	849
				Other (please specify)	77
				answered question	887
				skipped question	50

13. Please rate the support services for your health coverage provided by each of the following.						
	1 (Excellent)	2	3	4 (Poor)	5 (Don't know/Haven't heard of it)	Response Count
Aetna	6.8% (59)	32.3% (282)	18.6% (162)	8.0% (70)	34.4% (300)	873
IU Human Resources	5.2% (43)	15.7% (130)	10.8% (89)	3.1% (26)	65.1% (538)	826
					answered question	887
					skipped question	50








14. The GPSO has asked the administration to research the savings to students of making health insurance mandatory for all IU students on all campuses, anticipating that larger enrollment numbers could enable IU to negotiate better terms of coverage. Students could opt out if they had alternative coverage. There are currently 1,812 subscribers to the Voluntary Plan and this proposal could increase that number by tens of thousands across the IU system. Under what conditions would you support mandatory health insurance?



		Response Percent	Response Count
under any conditions		10.6%	94
only if the annual premium was lowered to under \$1,000		14.0%	124
only if the annual premium was lowered to under \$750		16.5%	146
only if the annual premium was lowered to under \$500		22.9%	203
under no conditions would I support this proposal		10.1%	90
don't know		25.9%	230
		<i>answered question</i>	887
		<i>skipped question</i>	50

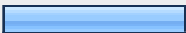



15. What changes, if any, would you like to see made to coverage under the IU plans?

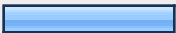




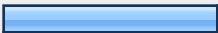
		Response Count
		248
		<i>answered question</i>
		<i>skipped question</i>
		689









16. About how much in additional funds do you need per year, on top of your stipend, to support yourself or your graduate studies?		
		Response Count
		731
<i>answered question</i>		731
<i>skipped question</i>		206

17. About how much in student loans have you had to borrow to continue your graduate studies at IU?			
		Response Percent	Response Count
none		39.0%	339
below \$10,000		13.2%	115
between \$10,000 and \$25,000		19.1%	166
between \$25,000 and \$50,000		14.8%	129
between \$50,000 and \$100,000		6.4%	56
over \$100,000		1.7%	15
cannot receive loans		5.6%	49
<i>answered question</i>			869
<i>skipped question</i>			68

18. Have you had to work a second job at Indiana University or a job outside of Indiana University to support yourself or your graduate studies?			
		Response Percent	Response Count
yes		47.1%	405
no		52.9%	455
<i>answered question</i>			860
<i>skipped question</i>			77

19. At those times you have worked two or more additional jobs, about how many hours a week have you spent on those jobs?			
		Response Percent	Response Count
less than 10 hours		27.8%	123
10-20 hours		49.3%	218
20-40 hours		20.1%	89
over 40 hours		2.7%	12
		answered question	442
		skipped question	495

20. In what ways, if any, has this additional work impeded your progress in your program or your work at Indiana University?			
		Response Percent	Response Count
delayed my ability to fulfill the course requirements in my program		25.9%	111
delayed my ability to successfully complete final or comprehensive examinations		14.7%	63
delayed work on my MA thesis, Ph.D. dissertation or final paper or project		25.5%	109
impeded my research efforts		41.8%	179
interfered with my teaching duties		15.7%	67
did not impede my progress or work		32.7%	140
		Other (please specify)	96
		answered question	428
		skipped question	509

21. What would you consider the highest priority needing to be addressed for graduate students at IU?			
		Response Percent	Response Count
the curriculum within programs		12.0%	105
the quality of faculty mentorship		10.2%	89
the availability of research support		10.0%	87
the availability of financial aid		23.6%	206
the salaries for Student Academic Appointees (SAA)		27.0%	236
the health and dental insurance benefits		8.9%	78
the social environment for graduate and professional students		3.7%	32
other consideration		4.7%	41
If you indicated that there was some other consideration, please identify that consideration			67
			answered question
			874
			skipped question
			63





22. The following groups and services receive funds from mandatory student fees, paid by all students. How often have you used or benefited from these groups or services?

	Often	Occasionally	Rarely	Never	Response Count
IU Student Association	2.0% (17)	12.6% (108)	23.2% (199)	62.2% (534)	858
IU Student Television	1.5% (13)	2.7% (23)	7.3% (63)	88.5% (764)	863
Outdoor Adventures	0.7% (6)	4.4% (38)	11.3% (97)	83.6% (718)	859
Union Board	3.9% (34)	16.5% (142)	22.2% (191)	57.4% (494)	861
WIUX Radio Station	7.7% (66)	11.8% (101)	15.3% (131)	65.1% (557)	855
Graduate and Professional Student Organization	12.4% (107)	37.7% (325)	27.5% (237)	22.5% (194)	863
Campus Day Care	1.1% (9)	1.1% (9)	3.2% (27)	94.7% (809)	854
Campus Bus System	34.8% (298)	21.6% (185)	19.6% (168)	24.0% (206)	857
	<i>answered question</i>				864
	<i>skipped question</i>				73




23. Please indicate how often you use or read the following services?

	1 (Multiple times a day)	2 (Daily)	3	4	5 (Monthly)	6 (Occasionally throughout the year)	7 (Never)	Response Count
Campus Bus System	10.7% (92)	7.4% (64)	13.8% (119)	7.1% (61)	6.7% (58)	24.8% (213)	29.4% (253)	
Bloomington Transit Bus System	21.7% (186)	9.6% (82)	13.1% (112)	7.9% (68)	5.2% (45)	18.4% (158)	24.1% (207)	
Indiana Daily Student	1.6% (14)	11.4% (98)	21.2% (182)	16.3% (140)	11.1% (95)	23.1% (198)	15.4% (132)	
GPSO website	0.1% (1)	0.6% (5)	5.9% (50)	10.8% (92)	13.2% (113)	32.2% (275)	37.2% (317)	
	<i>answered question</i>							
	<i>skipped question</i>							

24. The GPSO currently has a proposal to split the mandatory activity fee into two separate graduate and undergraduate fees. Some students have argued that the undergraduate population should not subsidize GPSO and Campus Daycare. Others argue that groups such as Union Board and IUSA do not focus on the unique needs and interests of graduate students. The GPSO proposal would result in undergraduate students funding IUSA, Union Board, IUSTV, WIUX and Outdoor Adventures and graduate students funding GPSO and Daycare. Under what conditions would you support this plan?

		Response Percent	Response Count
under any conditions		17.8%	154
only if it did not affect services already offered (i.e.if Union Board still allowed graduate students to attend its film series free of charge).		55.1%	476
under no conditions		5.7%	49
don't know		23.4%	202
		answered question	864
		skipped question	73

25. The GPSO has an initiative to create an optional green fee for IUB students. When you're paying your student fees, you would have the option of donating \$3.00 toward a fund to be used for sustainability projects on the IUB campus. This fund would be supervised by the Office of Sustainability. Would you sign a petition to establish this optional fee?

		Response Percent	Response Count
yes		65.7%	568
no		17.1%	148
don't know		17.1%	148
		answered question	864
		skipped question	73

26. Do you have any concerns you would like the GPSO to pursue in the next year?		Response Count
		189
	<i>answered question</i>	189
	<i>skipped question</i>	748

27. The GPSO will randomly select 10 survey respondents for \$5 gift certificates to Starbucks. If you would like to be eligible for one of these certificates, please provide your name and/or contact information.		Response Count
		532
	<i>answered question</i>	532
	<i>skipped question</i>	405

28. If you would like to be added to the GPSO list-serve to receive announcements about GPSO events, opportunities to apply for awards and grants or other announcements, please provide us with your e-mail address.		Response Count
		138
	<i>answered question</i>	138
	<i>skipped question</i>	799