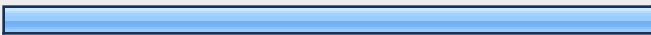






09-10 IUB Graduate Student Survey



1. In what school are you a student? If you are in a joint-degree program, please select the school in which you spend the most time.			
		Response Percent	Response Count
College of Arts and Science		100.0%	392
Jacobs School of Music		0.0%	0
Kelley School of Business		0.0%	0
School of Education		0.0%	0
School of Health, Physical Education, and Recreation		0.0%	0
School of Informatics		0.0%	0
School of Journalism		0.0%	0
School of Law		0.0%	0
School of Library and Information Science		0.0%	0
School of Optometry		0.0%	0
School of Public and Environmental Affairs		0.0%	0
		Department:	277
		<i>answered question</i>	392
		<i>skipped question</i>	0






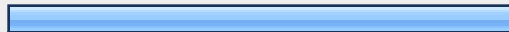

2. What degree are you seeking?			
		Response Percent	Response Count
Masters/Professional/JD		21.2%	83
Doctoral		78.8%	309
		<i>answered question</i>	392
		<i>skipped question</i>	0




3. How many years of study have you completed at Indiana University?			Response Count
			392
<i>answered question</i>			392
<i>skipped question</i>			0







4. Are you funded as a Student Academic Appointee (SAA), with tuition remission, health insurance and a salary.			
		Response Percent	Response Count
Yes		87.5%	343
No		12.5%	49
		<i>answered question</i>	392
		<i>skipped question</i>	0







5. About how much is your monthly salary, after taxes?			Response Count
			349
<i>answered question</i>			349
<i>skipped question</i>			43





6. Are you a U.S. citizen?			
		Response Percent	Response Count
Yes		81.3%	318
No		18.7%	73
<i>answered question</i>			391
<i>skipped question</i>			1

7. What is your race?			
		Response Percent	Response Count
African American		5.2%	20
Asian American		2.4%	9
Latino		3.4%	13
Native American		0.3%	1
Pacific Islander		0.5%	2
Caucasian		77.2%	295
Other		13.4%	51
<i>answered question</i>			382
<i>skipped question</i>			10

8. What is your gender?			
		Response Percent	Response Count
Male		40.2%	156
Female		59.0%	229
Other		0.8%	3
		answered question	388
		skipped question	4

9. What is your current health insurance coverage?			
		Response Percent	Response Count
Voluntary Plan		4.5%	17
International Plan		4.0%	15
SAA and Fellowship Plan		79.7%	299
provider outside of IU		6.9%	26
do not have health insurance		1.6%	6
don't know		3.2%	12
		answered question	375
		skipped question	17

10. If you are not enrolled in one of the IU plans, please tell us your reasoning.			
		Response Percent	Response Count
I am covered by a different plan		65.8%	25
the offered plans are too expensive		18.4%	7
I feel like I don't need health insurance		2.6%	1
the offered coverage is not sufficient		5.3%	2
the process is too complicated		5.3%	2
I missed the enrollment deadline		0.0%	0
Other (please specify)		13.2%	5
		answered question	38
		skipped question	354

11. If you are enrolled in an IU plan, how satisfied are you with your current coverage?			
		Response Percent	Response Count
extremely satisfied		8.5%	28
satisfied		73.4%	243
dissatisfied		15.7%	52
extremely dissatisfied		2.4%	8
		Please feel free to explain further:	87
		answered question	331
		skipped question	61

12. Please rank the importance of each item when you consider health insurance.					
	1 (Very Important)	2	3	4 (Not At All Important)	Response Count
emergency coverage	75.8% (282)	19.4% (72)	4.0% (15)	0.8% (3)	372
coverage of preexisting conditions	53.4% (198)	28.3% (105)	12.1% (45)	6.2% (23)	371
women's health	64.4% (237)	19.6% (72)	5.2% (19)	10.9% (40)	368
maternity coverage	38.1% (139)	22.7% (83)	15.9% (58)	23.3% (85)	365
pharmacy	69.4% (258)	23.4% (87)	5.4% (20)	1.9% (7)	372
dependent coverage	32.4% (118)	21.4% (78)	18.1% (66)	28.0% (102)	364
price	73.6% (276)	21.9% (82)	3.7% (14)	0.8% (3)	375
preventative coverage	57.7% (209)	31.8% (115)	8.6% (31)	1.9% (7)	362
				Other (please specify)	32
				answered question	375
				skipped question	17

13. Please rate the support services for your health coverage provided by each of the following.						
	1 (Excellent)	2	3	4 (Poor)	5 (Don't know/Haven't heard of it)	Response Count
Aetna	8.6% (32)	38.7% (144)	19.6% (73)	8.1% (30)	25.0% (93)	372
IU Human Resources	6.9% (24)	17.4% (61)	9.7% (34)	2.6% (9)	63.4% (222)	350
					answered question	375
					skipped question	17


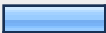





14. The GPSO has asked the administration to research the savings to students of making health insurance mandatory for all IU students on all campuses, anticipating that larger enrollment numbers could enable IU to negotiate better terms of coverage. Students could opt out if they had alternative coverage. There are currently 1,812 subscribers to the Voluntary Plan and this proposal could increase that number by tens of thousands across the IU system. Under what conditions would you support mandatory health insurance?



		Response Percent	Response Count
under any conditions		12.5%	47
only if the annual premium was lowered to under \$1,000		11.2%	42
only if the annual premium was lowered to under \$750		13.3%	50
only if the annual premium was lowered to under \$500		20.5%	77
under no conditions would I support this proposal		7.2%	27
don't know		35.2%	132
		<i>answered question</i>	375
		<i>skipped question</i>	17

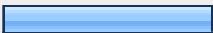



15. What changes, if any, would you like to see made to coverage under the IU plans?

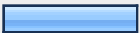




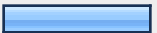
		Response Count
		91
		<i>answered question</i>
		91
		<i>skipped question</i>
		301









16. About how much in additional funds do you need per year, on top of your stipend, to support yourself or your graduate studies?		
		Response Count
		319
<i>answered question</i>		319
<i>skipped question</i>		73

17. About how much in student loans have you had to borrow to continue your graduate studies at IU?			
		Response Percent	Response Count
none		52.9%	193
below \$10,000		15.3%	56
between \$10,000 and \$25,000		15.6%	57
between \$25,000 and \$50,000		8.5%	31
between \$50,000 and \$100,000		1.1%	4
over \$100,000		0.3%	1
cannot receive loans		6.3%	23
<i>answered question</i>			365
<i>skipped question</i>			27

18. Have you had to work a second job at Indiana University or a job outside of Indiana University to support yourself or your graduate studies?			
		Response Percent	Response Count
yes		44.8%	162
no		55.2%	200
<i>answered question</i>			362
<i>skipped question</i>			30

19. At those times you have worked two or more additional jobs, about how many hours a week have you spent on those jobs?			
		Response Percent	Response Count
less than 10 hours		32.0%	54
10-20 hours		55.0%	93
20-40 hours		11.8%	20
over 40 hours		1.2%	2
answered question			169
skipped question			223





20. In what ways, if any, has this additional work impeded your progress in your program or your work at Indiana University?			
		Response Percent	Response Count
delayed my ability to fulfill the course requirements in my program		20.4%	34
delayed my ability to successfully complete final or comprehensive examinations		13.8%	23
delayed work on my MA thesis, Ph.D. dissertation or final paper or project		40.1%	67
impeded my research efforts		56.9%	95
interfered with my teaching duties		22.8%	38
did not impede my progress or work		22.2%	37
		Other (please specify)	20
answered question			167
skipped question			225

21. What would you consider the highest priority needing to be addressed for graduate students at IU?			
		Response Percent	Response Count
the curriculum within programs		6.8%	25
the quality of faculty mentorship		9.0%	33
the availability of research support		13.6%	50
the availability of financial aid		11.7%	43
the salaries for Student Academic Appointees (SAA)		45.4%	167
the health and dental insurance benefits		5.7%	21
the social environment for graduate and professional students		1.9%	7
other consideration		6.0%	22
If you indicated that there was some other consideration, please identify that consideration			31
			<i>answered question</i>
			368
			<i>skipped question</i>
			24




22. The following groups and services receive funds from mandatory student fees, paid by all students. How often have you used or benefited from these groups or services?					
	Often	Occasionally	Rarely	Never	Response Count
IU Student Association	1.7% (6)	12.0% (43)	23.8% (85)	62.5% (223)	357
IU Student Television	2.2% (8)	2.5% (9)	8.3% (30)	87.0% (314)	361
Outdoor Adventures	0.8% (3)	4.2% (15)	10.6% (38)	84.4% (303)	359
Union Board	2.8% (10)	19.1% (69)	25.2% (91)	52.9% (191)	361
WIUX Radio Station	7.8% (28)	12.9% (46)	17.4% (62)	61.9% (221)	357
Graduate and Professional Student Organization	13.6% (49)	43.2% (156)	24.7% (89)	18.6% (67)	361
Campus Day Care	1.1% (4)	1.4% (5)	2.8% (10)	94.7% (340)	359
Campus Bus System	34.6% (124)	20.1% (72)	20.1% (72)	25.1% (90)	358
	<i>answered question</i>				362
	<i>skipped question</i>				30

23. Please indicate how often you use or read the following services?								
	1 (Multiple times a day)	2 (Daily)	3	4	5 (Monthly)	6 (Occasionally throughout the year)	7 (Never)	Response Count
Campus Bus System	11.7% (42)	6.4% (23)	11.1% (40)	7.5% (27)	8.1% (29)	23.1% (83)	32.2% (116)	
Bloomington Transit Bus System	21.2% (76)	11.2% (40)	13.7% (49)	8.9% (32)	6.1% (22)	17.9% (64)	20.9% (75)	
Indiana Daily Student	1.4% (5)	10.0% (36)	21.4% (77)	16.7% (60)	11.4% (41)	23.4% (84)	15.6% (56)	
GPSO website	0.3% (1)	0.3% (1)	6.2% (22)	13.2% (47)	15.1% (54)	34.5% (123)	30.5% (109)	
	<i>answered question</i>							
	<i>skipped question</i>							

24. The GPSO currently has a proposal to split the mandatory activity fee into two separate graduate and undergraduate fees. Some students have argued that the undergraduate population should not subsidize GPSO and Campus Daycare. Others argue that groups such as Union Board and IUSA do not focus on the unique needs and interests of graduate students. The GPSO proposal would result in undergraduate students funding IUSA, Union Board, IUSTV, WIUX and Outdoor Adventures and graduate students funding GPSO and Daycare. Under what conditions would you support this plan?

		Response Percent	Response Count
under any conditions		18.0%	65
only if it did not affect services already offered (i.e.if Union Board still allowed graduate students to attend its film series free of charge).		57.5%	208
under no conditions		3.9%	14
don't know		22.7%	82
		answered question	362
		skipped question	30

25. The GPSO has an initiative to create an optional green fee for IUB students. When you're paying your student fees, you would have the option of donating \$3.00 toward a fund to be used for sustainability projects on the IUB campus. This fund would be supervised by the Office of Sustainability. Would you sign a petition to establish this optional fee?

		Response Percent	Response Count
yes		71.0%	257
no		13.8%	50
don't know		15.2%	55
		answered question	362
		skipped question	30

26. Do you have any concerns you would like the GPSO to pursue in the next year?		Response Count
		85
	<i>answered question</i>	85
	<i>skipped question</i>	307

27. The GPSO will randomly select 10 survey respondents for \$5 gift certificates to Starbucks. If you would like to be eligible for one of these certificates, please provide your name and/or contact information.		Response Count
		219
	<i>answered question</i>	219
	<i>skipped question</i>	173

28. If you would like to be added to the GPSO list-serve to receive announcements about GPSO events, opportunities to apply for awards and grants or other announcements, please provide us with your e-mail address.		Response Count
		46
	<i>answered question</i>	46
	<i>skipped question</i>	346